

CT

(12) INTERNATIONAL APPLICATION PUBLISHED UNDER THE PATENT COOPERATION TREATY (PCT)

(19) World Intellectual Property Organization
International Bureau



(43) International Publication Date
28 December 2000 (28.12.2000)

PCT

(10) International Publication Number
WO 00/78313 A1

(51) International Patent Classification⁷: A61K 31/422,
31/424, 31/427, 31/5377, C07D 263/04, 263/57, 265/30,
277/04, 413/10

METZGER, Edward, J. [US/US]; 126 East Lincoln Avenue, Rahway, NJ 07065-0907 (US). KOYAMA, Hiroo [JP/US]; 126 East Lincoln Avenue, Rahway, NJ 07065-0907 (US).

(21) International Application Number: PCT/US00/16769

(74) Common Representative: MERCK & CO., INC.; 126 East Lincoln Avenue, Rahway, NJ 07065-0907 (US).

(22) International Filing Date: 16 June 2000 (16.06.2000)

(25) Filing Language: English

(81) Designated States (*national*): AE, AG, AL, AM, AT, AU, AZ, BA, BB, BG, BR, BY, CA, CH, CN, CR, CU, CZ, DE, DK, DM, DZ, EE, ES, FI, GB, GD, GE, GH, GM, HR, HU, ID, IL, IN, IS, JP, KE, KG, KR, KZ, LC, LK, LR, LS, LT, LU, LV, MA, MD, MG, MK, MN, MW, MX, MZ, NO, NZ, PL, PT, RO, RU, SD, SE, SG, SI, SK, SL, TJ, TM, TR, TT, TZ, UA, UG, US, UZ, VN, YU, ZA, ZW.

(26) Publication Language: English

(30) Priority Data:
60/139,929 18 June 1999 (18.06.1999) US

(71) Applicant (*for all designated States except US*): MERCK & CO., INC. [US/US]; 126 East Lincoln Avenue, Rahway, NJ 07065-0907 (US).

(84) Designated States (*regional*): ARIPO patent (GH, GM, KE, LS, MW, MZ, SD, SL, SZ, TZ, UG, ZW), Eurasian patent (AM, AZ, BY, KG, KZ, MD, RU, TJ, TM), European patent (AT, BE, CH, CY, DE, DK, ES, FI, FR, GB, GR, IE, IT, LU, MC, NL, PT, SE), OAPI patent (BF, BJ, CF, CG, CI, CM, GA, GN, GW, ML, MR, NE, SN, TD, TG).

(72) Inventors; and

(75) Inventors/Applicants (*for US only*): DESAI, Ranjit, C. [IN/US]; 126 East Lincoln Avenue, Rahway, NJ 07065-0907 (US). SAHOO, Souyma, P. [IN/US]; 126 East Lincoln Avenue, Rahway, NJ 07065-0907 (US). BERGMAN, Jeffrey, P. [US/US]; 126 East Lincoln Avenue, Rahway, NJ 07065-0907 (US). LOMBARDO, Victoria, K. [US/US]; 126 East Lincoln Avenue, Rahway, NJ 07065-0907 (US).

Published:

— With international search report.

For two-letter codes and other abbreviations, refer to the "Guidance Notes on Codes and Abbreviations" appearing at the beginning of each regular issue of the PCT Gazette.



WO 00/78313 A1

(54) Title: ARYLTHIAZOLIDINEDIONE AND ARYLOXAZOLIDINEDIONE DERIVATIVES

(57) Abstract: Substituted 5-aryl-2,4-thiazolidinediones and oxazolidinediones are potent agonists of PPAR, and are therefore useful in the treatment, control or prevention of diabetes, hyperglycemia, hyperlipidemia (including hypercholesterolemia and hypertriglyceridemia), atherosclerosis, obesity, vascular restenosis, and other PPAR α and/or γ mediated diseases, disorders and conditions.

TITLE OF THE INVENTION
ARYLTHIAZOLIDINEDIONE AND ARYLOXAZOLIDINEDIONE
DERIVATIVES

5 FIELD OF THE INVENTION

The instant invention is concerned with arylthiazolidinediones, aryloxazolidinediones, and pharmaceutically acceptable salts thereof, which are useful as therapeutic compounds.

10 BACKGROUND OF THE INVENTION

Diabetes refers to a disease process derived from multiple causative factors and characterized by elevated levels of plasma glucose or hyperglycemia. Uncontrolled hyperglycemia is associated with increased and premature mortality due to an increased risk for microvascular and macrovascular diseases, including
15 nephropathy, neuropathy, retinopathy, hypertension, stroke, and heart disease. Therefore, control of glucose homeostasis is a critically important approach for the treatment of diabetes.

There are two generally recognized forms of diabetes. In type I diabetes, or insulin-dependent diabetes mellitus (IDDM), patients produce little or no
20 insulin, the hormone which regulates glucose utilization. In type II diabetes, or noninsulin dependent diabetes mellitus (NIDDM), patients often have plasma insulin levels that are the same or even elevated compared to nondiabetic humans; however, these patients have developed a resistance to the insulin stimulating effect on glucose and lipid metabolism in the main insulin-sensitive tissues, muscle, liver and adipose
25 tissue and the plasma insulin levels are insufficient to overcome the pronounced insulin resistance.

Insulin resistance is not primarily due to a diminished number of insulin receptors but to a post-insulin receptor binding defect that is not yet understood. This resistance to insulin responsiveness results in insufficient insulin
30 activation of glucose uptake, oxidation and storage in muscle and inadequate insulin repression of lipolysis in adipose tissue and of glucose production and secretion in liver.

The common treatments for NIDDM, which have not changed substantially in many years, are all with limitations. While physical exercise and
35 reductions in dietary intake of calories will dramatically improve the diabetic

condition, compliance with this treatment is very poor because of well-entrenched sedentary lifestyles and excess food consumption, especially of high fat-containing food. Increasing the plasma level of insulin by administration of sulfonylureas (e.g. tolbutamide, glipizide) which stimulate the pancreatic β -cells to secrete more insulin or by injection of insulin after the response to sulfonylureas fails will result in high enough insulin concentrations to stimulate the very insulin-resistant tissues. However, dangerously low levels of plasma glucose can result from these last two treatments and increasing insulin resistance due to the even higher plasma insulin levels could occur. The biguanides increase insulin sensitivity resulting in some correction of hyperglycemia. However, the two biguanides, phenformin and metformin, can induce lactic acidosis and nausea/diarrhea, respectively.

The glitazones (i.e. 5-benzylthiazolidine-2,4-diones) are a more recently described class of compounds with potential for a novel mode of action in ameliorating many symptoms of NIDDM. These agents substantially increase insulin sensitivity in muscle, liver and adipose tissue in several animal models of NIDDM resulting in partial or complete correction of the elevated plasma levels of glucose without occurrence of hypoglycemia.

Hyperlipidemia is a condition which is characterized by an abnormal increase in serum lipids, such as cholesterol, triglycerides and phospholipids. These lipids do not circulate freely in solution in plasma, but are bound to proteins and transported as macromolecular complexes called lipoproteins. See the *Merck Manual*, 16th Ed. 1992 (see for example pp. 1039-1040) and "Structure and Metabolism of Plasma Lipoproteins" in *Metabolic Basis of Inherited Disease*, 6th Ed. 1989, pp. 1129-1138.

One form of hyperlipidemia is hypercholesterolemia, characterized by the existence of elevated LDL cholesterol levels. The initial treatment for hypercholesterolemia is often to modify the diet to one low in fat and cholesterol, coupled with appropriate physical exercise, followed by drug therapy when LDL-lowering goals are not met by diet and exercise alone. LDL is commonly known as the "bad" cholesterol, while HDL is the "good" cholesterol. Although it is desirable to lower elevated levels of LDL cholesterol, it is also desirable to increase levels of HDL cholesterol. Generally, it has been found that increased levels of HDL are associated with lower risk for coronary heart disease (CHD). See, for example, Gordon, et al., *Am. J. Med.*, 62, 707-714 (1977); Stampfer, et al., *N. England J. Med.*, 325, 373-381 (1991); and Kannel, et al., *Ann. Internal Med.*, 90, 85-91 (1979). An example of an

HDL raising agent is nicotinic acid, but the quantities needed to achieve HDL raising are associated with undesirable effects, such as flushing.

Dyslipidemia is another term that is used to describe a combination of conditions that are associated with type II diabetes. Dyslipidemia refers generally to
5 elevated LDL, elevated triglycerides and reduced HDL.

Peroxisome proliferators are a structurally diverse group of compounds that when administered to rodents elicit dramatic increases in the size and number of hepatic and renal peroxisomes, as well as concomitant increases in the capacity of peroxisomes to metabolize fatty acids via increased expression of the enzymes of the
10 beta-oxidation cycle. Compounds of this group include but are not limited to the fibrate class of hyperlipidemic drugs, herbicides and phthalate plasticizers. Peroxisome proliferation is also triggered by dietary or physiological factors such as a high-fat diet and cold acclimatization.

Three sub-types of peroxisome proliferator activated receptor (PPAR)
15 have been discovered and described; they are peroxisome proliferator activated receptor alpha (PPAR α), peroxisome proliferator activated receptor gamma (PPAR γ) and peroxisome proliferator activated receptor delta (PPAR δ). Identification of PPAR α , a member of the nuclear hormone receptor superfamily activated by peroxisome proliferators, has facilitated analysis of the mechanism by which
20 peroxisome proliferators exert their pleiotropic effects. PPAR α is activated by a number of medium and long-chain fatty acids, and it is involved in stimulating β -oxidation of fatty acids. PPAR α is also involved with the activity of fibrates and fatty acids in rodents and humans. Fibric acid derivatives such as clofibrate, fenofibrate, bezafibrate, ciprofibrate, beclofibrate and etofibrate, as well as
25 gemfibrozil, produce a substantial reduction in plasma triglycerides along with moderate reduction in LDL cholesterol, and they are used particularly for the treatment of hypertriglyceridemia.

The PPAR γ receptor subtypes are involved in activating the program of adipocyte differentiation and are not involved in stimulating peroxisome proliferation
30 in the liver. There are two isoforms of PPAR γ : PPAR γ 1 and PPAR γ 2, which differ only in that PPAR γ 2 contains an additional 28 amino acids present at the amino terminus. The DNA sequences for the isotypes are described in Elbrecht, et al., BBRC 224;431-437 (1996). In mice, PPAR γ 2 is expressed specifically in fat cells. Tontonoz *et al.*, *Cell* 79: 1147-1156 (1994) provide evidence to show that one
35 physiological role of PPAR γ 2 is to induce adipocyte differentiation. As with other

members of the nuclear hormone receptor superfamily, PPAR γ 2 regulates the expression of genes through interaction with other proteins and binding to hormone response elements for example in the 5' flanking regions of responsive genes. An example of a PPAR γ 2 responsive gene is the tissue-specific adipocyte P2 gene.

- 5 Although peroxisome proliferators, including the fibrates and fatty acids, activate the transcriptional activity of PPAR's, only prostaglandin J₂ derivatives have been identified as natural ligands of the PPAR γ subtype, which also binds thiazolidinedione antidiabetic agents with high affinity.

The human nuclear receptor gene PPAR δ (hPPAR δ) has been cloned
10 from a human osteosarcoma cell cDNA library and is fully described in A. Schmidt et al., *Molecular Endocrinology*, 6 :1634-1641 (1992). It should be noted that PPAR δ is also referred to in the literature as PPAR β and as NUC1, and each of these names refers to the same receptor; in Schmidt *et al.* the receptor is referred to as NUC1.

In WO96/01430, a human PPAR subtype, hNUC1B, is disclosed. The
15 amino acid sequence of hNUC1B differs from human PPAR δ (referred to therein as hNUC1) by one amino acid, i.e., alanine at position 292. Based on in vivo experiments described therein, the authors suggest that hNUC1B protein represses hPPAR α and thyroid hormone receptor protein activity.

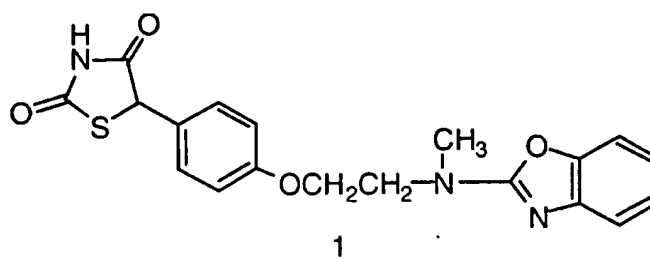
It has been disclosed in WO97/28149 that agonists of PPAR δ are
20 useful in raising HDL plasma levels. WO97/27857, 97/28115, 97/28137 and 97/27847 disclose compounds that are useful as antidiabetic, antiobesity, anti-atherosclerosis and antihyperlipidemic agents, and which may exert their effect through activation of PPARs.

It has been suggested that glitazones exert their effects by binding to
25 the peroxisome proliferator activated receptor (PPAR) family of receptors, controlling certain transcription elements having to do with the biological entities listed above. See Hulin et al., *Current Pharm. Design* (1996) 2, 85-102. Most of the glitazones that have been described in the literature are believed to bind almost exclusively to the PPAR γ subtype.

30 All the glitazones that have progressed to clinical trials in human, and almost all of the glitazones that have been reported in the literature have the molecular motif of an aryl group attached to the 5-position of thiazolidinedione via a one carbon spacer. Although several compounds having a 4-(oxy)phenyl group directly attached

to the 5-position of thiazolidinedione have been prepared and tested as potential antidiabetic agents, they have been stated to lack hypoglycemic activity.

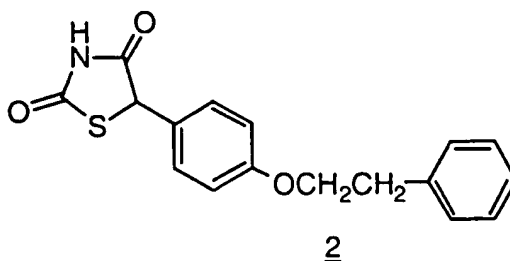
Thus, the compound 5-[4-[2-(2-benzoxazolylmethylamino)ethoxy]phenyl]-2,4-thiazolidinedione (1) showed no antihyperglycemic activity in *ob/ob* mice, and subsequent studies showed this compound to require relatively high amounts for PPAR γ activation. (Cantello et al, J. Med. Chem., 1994, 37:3977-3985 and Willson et al, J. Med. Chem., 1996, 39:665-668).



10

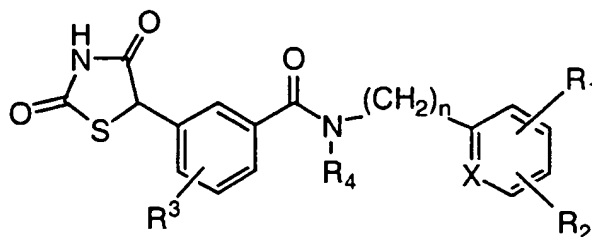
The compound 5-[4-(phenylethoxy)phenyl]-2,4-thiazolidinedione (2) showed no antihyperglycemic effect in diabetic mouse model, even though it may have aldose reductase inhibitory activity. (Sohda et al, Chem. Pharm. Bull., 1982, 30:3580-3600, and Sohda et al, Chem. Pharm. Bull., 1982, 30:3601-3616). Examples of other phenylthiazolidinedione aldose reductase inhibitors include 5-[4-(4-chlorophenoxy)phenyl]-2,4-thiazolidinedione, 5-[4-(4-chlorobenzoyloxy)phenyl]-2,4-thiazolidinedione, 5-[4-(2-pyridylethoxy)phenyl]-2,4-thiazolidinedione, 5-[4-(6-methyl-2-pyridylethoxy)phenyl]-2,4-thiazolidinedione, and 5-[4-(2-thienylethoxy)phenyl]-2,4-thiazolidinedione. (Sohda et al, Chem. Pharm. Bull., 1982, 30:3601-3616).

20



PCT Published Application WO97/22600 discloses antihyperglycemic 5-[3-(carboxamido)phenyl]-2,4-thiazolidinediones of the formula

25



Some oxazolidinone compounds having the oxazolidinone ring bound directly to the aryl group have been synthesized and have been found to have some hypoglycemic activity. See for example (1) R. Dow, et al., *J. Med. Chem.*, *34*, 1538-1544 (1991); (2) R. Schnur, et al., *J. Med. Chem.* *29*, 770-778 (1986); (3) US Patent 4,367,234; (4) US Patent 4,342,771; and (5) US Patent 4,332,952.

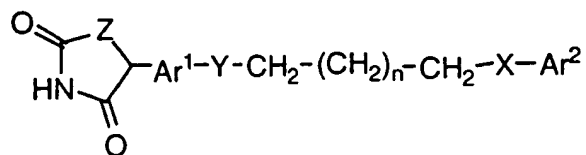
The present inventors have found that certain substituted 5-aryl-2,4-thiazolidinediones and 5-aryl-2,4-oxazolidinediones having at least one cycloalkyl or heterocyclic substituent on the ring Ar² of Formula I are potent agonists of PPAR, in particular the α and/or γ subtypes, and especially the γ subtype or both the α/γ subtypes. These compounds are therefore useful in the treatment, control or prevention of diabetes, hyperglycemia, dyslipidemia, hyperlipidemia (including hypercholesterolemia and hypertriglyceridemia), atherosclerosis, obesity, vascular restenosis, and other PPAR α and/or γ mediated diseases, disorders and conditions.

SUMMARY OF THE INVENTION

The present invention provides compounds having the structure of

Formula I:

20



I

wherein

- 25 Ar¹ is
- (1) arylene or
 - (2) heteroarylene,

wherein said arylene or heteroarylene is optionally substituted with from 1 to 4 groups independently selected from R^a, R, or a mixture thereof.

- Ar² is
- 5 (1) aryl or
(2) heteroaryl,
wherein said aryl or heteroaryl is substituted with 1-2 groups independently selected from R, provided that if only one cycloalkyl is present on Ar², the cycloalkyl is not in the ortho position, and said aryl or heteroaryl is optionally further substituted with from 1-3 groups
- 10 independently selected from R^a;
X and Y are independently O, S, N-R^b, or CH₂;
- Z is O or S;
- n is 0 to 3;
- R is
- 15 (1) C₃₋₈ cycloalkyl, optionally substituted with 1-15 halogen atoms, 1-3 groups independently selected from C₁₋₆ alkyl, and mixtures thereof; or
(2) a 3-10 membered heterocycle containing one or more heteroatoms selected from N, S, O, and SO₂, said heterocycle being optionally substituted with 1-3 halogen atoms or one to three C₁₋₆
- 20 alkyl groups;
- R^a is
- (1) C₁₋₁₅ alkanoyl,
(2) C₁₋₁₅ alkyl,
(3) C₂₋₁₅ alkenyl,
(4) C₂₋₁₅ alkynyl,
- 25 (5) halo,
(6) OR^b,
(7) aryl, or
(8) heteroaryl,
wherein said alkyl, alkenyl, alkynyl, and alkanoyl are optionally
- 30 substituted with from 1-5 groups selected from R^c, and said aryl and heteroaryl are optionally substituted with 1 to 5 groups selected from R^d;
- R^b is
- (1) hydrogen,
(2) C₁₋₁₀alkyl,
35 (3) C₂₋₁₀alkenyl,

- (4) C₂₋₁₀alkynyl,
 (5) aryl,
 (6) heteroaryl,
 (7) aryl C₁₋₁₅ alkyl,
 5 (8) heteroaryl C₁₋₁₅ alkyl,
 (9) C₁₋₁₅ alkanoyl,
 (10) C₃₋₈ cycloalkyl,
- wherein said alkyl, alkenyl, and alkynyl are optionally substituted with one to four substituents independently selected from R^C, and said
 10 cycloalkyl, aryl and heteroaryl are optionally substituted with one to four substituents independently selected from R^d;
- R^C is
- (1) halo,
 (2) aryl,
 (3) heteroaryl,
 15 (4) CN,
 (5) NO₂,
 (6) OR^f;
 (7) S(O)_mR^f, m = 0, 1 or 2, provided that R^f is not
 H when m is 1 or 2;
 20 (8) NR^fR^f,
 (9) NR^fCOR^f,
 (10) NR^fCO₂R^f,
 (11) NR^fCON(R^f)₂,
 (12) NR^fSO₂R^f, provided that R^f is not H,
 25 (13) COR^f,
 (14) CO₂R^f,
 (15) CON(R^f)₂,
 (16) SO₂N(R^f)₂,
 (17) OCON(R^f)₂, or
 30 (18) C₃₋₈cycloalkyl,
- wherein said cycloalkyl, aryl and heteroaryl are optionally substituted with 1 to 3 groups of halo or C₁₋₆ alkyl;
- R^d is
- (1) a group selected from R^C,
 (2) C₁₋₁₀ alkyl,

- 5
- (3) C₂₋₁₀ alkenyl,
 (4) C₂₋₁₀ alkynyl,
 (5) aryl C₁₋₁₀ alkyl, or
 (6) heteroaryl C₁₋₁₀ alkyl,
 wherein said alkyl, alkenyl, alkynyl, aryl C₁₋₁₀ alkyl, and heteroaryl C₁₋₁₀ alkyl are optionally substituted with a group independently selected from R^e;

- 10
- R^e is
- (1) halogen,
 (2) amino,
 (3) carboxy,
 (4) C₁₋₄alkyl,
 (5) C₁₋₄alkoxy,
 (6) hydroxy,
 (7) aryl,
 (8) aryl C₁₋₄ alkyl, or
 (9) aryloxy;

- 15
- R^f is
- (1) hydrogen,
 (2) C₁₋₁₀ alkyl,
 (3) C₂₋₁₀ alkenyl,
 (4) C₂₋₁₀ alkynyl,
 (5) aryl,
 (6) heteroaryl,
 (7) aryl C₁₋₁₅ alkyl,
 (8) heteroaryl C₁₋₁₅ alkyl,
 (9) C₁₋₁₅ alkanoyl,
 (10) C₃₋₈ cycloalkyl;

20

wherein said alkyl, alkenyl, alkynyl, aryl, heteroaryl, alkanoyl and cycloalkyl are optionally substituted with one to four groups independently selected from R^e;

30

or a pharmaceutically acceptable salt thereof.

DETAILED DESCRIPTION OF THE INVENTION

The invention has numerous preferred embodiments, including:

compounds of Formula I wherein Z is sulfur;

compounds of Formula I, wherein Z is O;

5

compounds of Formula I wherein Ar¹ is arylene optionally substituted with 1-4 groups independently selected from R^a, R, or a mixture thereof;

10 compounds of Formula I wherein Ar¹ is phenylene optionally substituted with 1-2 groups independently selected from halogen and C₁₋₄ alkyl;

compounds of Formula I wherein X and Y are independently CH₂, O or S;

compounds of Formula I in which n is 1 or 2; and

15

compounds of Formula I wherein X and Y are each O or S.

The invention also comprises a subset of compounds having the structure of Formula I, wherein Ar² is aryl, wherein said aryl is substituted with one
20 R^a group in the position ortho to X and is further substituted with 1-2 groups independently selected from R and optionally 1-2 groups independently selected from R_a. In a preferred embodiment of this subset, R^a that is in the position ortho to X is selected from the group consisting of:

- 25 (1) C₃₋₁₀ alkyl optionally substituted with 1-4 groups independently selected from halo and C₃₋₆ cycloalkyl,
(2) C₃₋₁₀ alkenyl, or
(3) C₃₋₈ cycloalkyl.

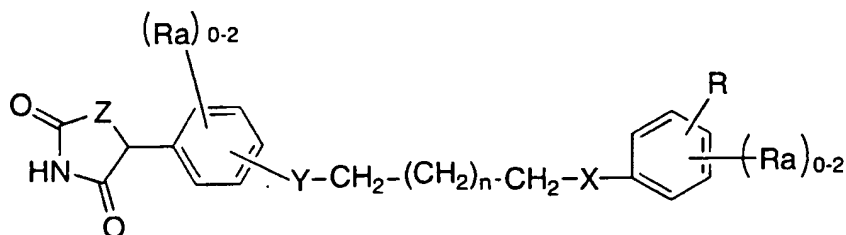
In a preferred embodiment of the above subset of compounds, Ar² is a phenyl ring.

30 In one embodiment of the last subset of compounds, two of the optional substituents R^a are on adjacent carbon atoms on the Ar² phenyl ring and are joined to form a 5- or 6-membered aromatic heterocyclic ring fused to Ar², said ring containing 1-2 heteroatoms independently selected from N, O, and S(O)_m, where m is 0-2, said heterocyclic ring and Ar² together being substituted with 1-2 groups
35 independently selected from R, one R^a group in the position ortho to X, and

optionally 1-2 additional groups independently selected from R^a . In preferred examples of this last embodiment, the aromatic heterocyclic ring fused to Ar^2 is selected from isoxazole, thiophene, thiophene S-oxide, thiophene S-dioxide, and furan.

5

A preferred embodiment comprises compounds of Formula I having the structure shown as Formula Ia:



10

Ia

wherein X, Y, Z, n, R, and R^a are as previously defined. More specific embodiments of the compounds having Formula Ib include:

15

compounds of Formula Ia where Z is S;

compounds of Formula Ia where Z is O;

compounds of Formula Ia where Y is S or O, and X is O;

20

compounds of Formula Ia where one R^a group is ortho to X and is C₃-4 alkyl;

compounds of Formula Ia where n is 1 or 2; and

25

compounds of Formula Ia where

Z is O or S;

X is O;

Y is (1) O or

(2) S; and
one group Ra is ortho to X and is C₃₋₄ alkyl.

A highly preferred embodiment of this last group of compounds
5 includes compounds where Z is O and R is cyclohexyl.

Specific examples of compounds of this invention are provided herein
in Examples 1-12 by name and by structural formula.

10 The invention further includes pharmaceutical compositions
comprising any of the compounds described above and a pharmaceutically acceptable
carrier.

The compounds as defined above are useful in the following methods
15 of treating, controlling, and preventing diseases, as well as other diseases not listed
below:

(1) a method for treating or controlling diabetes mellitus in a
mammal which comprises administering to the mammal a therapeutically effective
20 amount of a compound of Formula I;

(2) a method for treating, controlling or preventing hyperglycemia
in a mammal which comprises administering to the mammal a therapeutically
effective amount of a compound of Formula I;

25 (3) a method for treating, controlling or preventing hyperlipidemia
in a mammal which comprises administering to the mammal a therapeutically
effective amount of a compound of Formula I;

30 (4) a method for treating, controlling or preventing obesity in a
mammal which comprises administering to the mammal a therapeutically effective
amount of a compound of Formula I;

(5) a method for treating, controlling or preventing hypercholesterolemia in a mammal which comprises administering to the mammal a therapeutically effective amount of a compound of Formula I;

5 (6) a method for treating, controlling or preventing hypertriglyceridemia in a mammal which comprises administering to the mammal a therapeutically effective amount of a compound of Formula I; and

(7) a method for treating, controlling or preventing dyslipidemia in
10 a mammal which comprises administering to the mammal a therapeutically effective amount of a compound of Formula I.

Definitions

"Alkyl", as well as other groups having the prefix "alk", such as
15 alkoxy, alkanoyl, means carbon chains which may be linear or branched or combinations thereof. Examples of alkyl groups include methyl, ethyl, propyl, isopropyl, butyl, sec- and tert-butyl, pentyl, hexyl, heptyl, octyl, nonyl, and the like.

"Alkenyl" means carbon chains which contain at least one carbon-carbon double bond, and which may be linear or branched or combinations thereof.
20 Examples of alkenyl include vinyl, allyl, isopropenyl, pentenyl, hexenyl, heptenyl, 1-propenyl, 2-butenyl, 2-methyl-2-butenyl, and the like.

"Alkynyl" means carbon chains which contain at least one carbon-carbon triple bond, and which may be linear or branched or combinations thereof.
Examples of alkynyl include ethynyl, propargyl, 3-methyl-1-pentynyl, 2-heptynyl and
25 the like.

"Cycloalkyl" means mono- or bicyclic saturated carbocyclic rings, each having from 3 to 10 carbon atoms. The term also includes a monocyclic ring fused to an aryl group in which the point of attachment is on the non-aromatic portion.
Examples of cycloalkyl include cyclopropyl, cyclopentyl, cyclohexyl, cycloheptyl, and
30 the like.

"Aryl" (and "arylene") means mono- or bicyclic aromatic rings containing only carbon ring atoms. The term also includes an aryl group fused to a monocyclic cycloalkyl or monocyclic heterocyclic group in which the point(s) of attachment is on the aromatic portion. "Heterocycle" and "heterocyclic" means a fully
35 or partially saturated ring containing at least one heteroatom selected from N, S and

O, each of said rings having from 3 to 10 atoms. Examples of aryl include phenyl, naphthyl, indanyl, indenyl, tetrahydronaphthyl, 2,3-dihydrobenzofuranyl, benzopyranyl, 1,4-benzodioxanyl, benzoxazolyl, benzisoxazolyl, and the like. Examples of heterocycles include tetrahydrofuran, piperazine, and morpholine.

5 "Heteroaryl" (and heteroarylene) means a mono-, bi- or tricyclic aromatic ring containing at least one ring heteroatom selected from N, O and S (including SO and SO₂), with each ring containing 5 to 6 atoms. Examples of heteroaryl include pyrrolyl, isoxazolyl, isothiazolyl, pyrazolyl, pyridyl, oxazolyl, oxadiazolyl, thiadiazolyl, thiazolyl, imidazolyl, triazolyl, tetrazolyl, furanyl, triazinyl, 10 thienyl, pyrimidyl, pyridazinyl, pyrazinyl, benzisoxazolyl, benzoxazolyl, benzothiazolyl, benzimidazolyl, benzofuranyl, benzothiophenyl (including S-oxide and dioxide), furo(2,3-b)pyridyl, quinolyl, indolyl, isoquinolyl, dibenzofuran and the like.

"Halogen" includes fluorine, chlorine, bromine and iodine.

15 The term "ortho-substituted" means the substituent is attached to a ring atom that is adjacent to the point of attachment to the backbone of the molecule. "Meta-substituted" and "para-substituted" are defined analogously based on the point of attachment of the ring to the backbone of the molecule.

The term "composition", as in pharmaceutical composition, is intended 20 to encompass a product comprising the active ingredient(s), and the inert ingredient(s) that make up the carrier, as well as any product which results, directly or indirectly, from combination, complexation or aggregation of any two or more of the ingredients, or from dissociation of one or more of the ingredients, or from other types of reactions or interactions of one or more of the ingredients. Accordingly, the pharmaceutical 25 compositions of the present invention encompass any composition made by admixing a compound of the present invention and a pharmaceutically acceptable carrier.

Optical Isomers - Diastereomers - Geometric Isomers - Tautomers

30 Compounds of Formula I may contain one or more asymmetric centers and can thus occur as racemates and racemic mixtures, single enantiomers, diastereomeric mixtures and individual diastereomers. The present invention is meant to comprehend all such isomeric forms of the compounds of Formula I.

Some of the compounds described herein contain olefinic double 35 bonds, and unless specified otherwise, are meant to include both E and Z geometric isomers.

Some of the compounds described herein may exist with different points of attachment of hydrogen, referred to as tautomers. Such an example may be a ketone and its enol form known as keto-enol tautomers. The individual tautomers as well as mixtures thereof are encompassed with compounds of Formula I.

5 Compounds of the Formula I may be separated into diastereoisomeric pairs of enantiomers by, for example, fractional crystallization from a suitable solvent, for example methanol or ethyl acetate or a mixture thereof. The pair of enantiomers thus obtained may be separated into individual stereoisomers by conventional means, for example by the use of an optically active acid as a resolving agent.

10 Alternatively, any enantiomer of a compound of the general Formula I or Ia may be obtained by stereospecific synthesis using optically pure starting materials or reagents of known configuration.

Salts

15 The term "pharmaceutically acceptable salts" refers to salts prepared from pharmaceutically acceptable non-toxic bases or acids including inorganic or organic bases and inorganic or organic acids. Salts derived from inorganic bases include aluminum, ammonium, calcium, copper, ferric, ferrous, lithium, magnesium, manganic salts, manganous, potassium, sodium, zinc, and the like. Particularly
20 preferred are the ammonium, calcium, magnesium, potassium, and sodium salts. Salts in the solid form may exist in more than one crystal structure, and may also be in the form of hydrates. Salts derived from pharmaceutically acceptable organic non-toxic bases include salts of primary, secondary, and tertiary amines, substituted amines including naturally occurring substituted amines, cyclic amines, and basic ion
25 exchange resins, such as arginine, betaine, caffeine, choline, N,N'-dibenzylethylenediamine, diethylamine, 2-diethylaminoethanol, 2-dimethylaminoethanol, ethanolamine, ethylenediamine, N-ethyl-morpholine, N-ethylpiperidine, glucamine, glucosamine, histidine, hydrabamine, isopropylamine, lysine, methylglucamine, morpholine, piperazine, piperidine, polyamine resins,
30 procaine, purines, theobromine, triethylamine, trimethylamine, tripropylamine, tromethamine, and the like.

When the compound of the present invention is basic, salts may be prepared from pharmaceutically acceptable non-toxic acids, including inorganic and organic acids. Such acids include acetic, benzenesulfonic, benzoic, camphorsulfonic,
35 citric, ethanesulfonic, fumaric, gluconic, glutamic, hydrobromic, hydrochloric,

isethionic, lactic, maleic, malic, mandelic, methanesulfonic, mucic, nitric, pamoic, pantothenic, phosphoric, succinic, sulfuric, tartaric, p-toluenesulfonic acid, and the like. Particularly preferred are citric, hydrobromic, hydrochloric, maleic, phosphoric, sulfuric, and tartaric acids.

5 It will be understood that, as used herein, references to the compounds of Formula I are meant to also include the pharmaceutically acceptable salts.

Utilities

10 Compounds of the present invention are potent agonists of various peroxisome proliferator activator receptor subtypes, particularly PPAR α and/or PPAR γ . Compounds of the present invention may be selective agonists of one receptor subtype, e.g. PPAR γ agonists, or they may be agonists of more than one receptor subtypes, e.g. dual PPAR α/γ agonists. Compounds of the present invention are useful in treating, controlling or preventing diseases, disorders or conditions, 15 wherein the treatment is mediated by the activation of an individual PPAR subtype (α or γ), or a combination of PPAR subtypes (e.g. α/γ). Thus one aspect of the present invention provides a method for the treatment, control or prevention of such diseases, disorders, or conditions in a mammal which comprises administering to such mammal a therapeutically effective amount of a compound of Formula I. The diseases, 20 disorders or conditions for which compounds of the present invention are useful in treating, controlling or preventing include, but are not limited to, (1) diabetes mellitus, (2) hyperglycemia, (3) obesity, (4) hyperlipidemia, (5) hypertriglyceridemia, (6) hypercholesterolemia (including raising HDL levels), (7) atherosclerosis, (8) vascular restenosis, (9) irritable bowel syndrome, (10) pancreatitis, (11) abdominal obesity, 25 (12) adipose cell tumors, (13) adipose cell carcinomas such as liposarcoma, (14) dyslipidemia, and (15) other disorders where insulin resistance is a component including Syndrome X and ovarian hyperandrogenism (polycystic ovarian syndrome). Also included are inflammatory diseases, such as inflammatory bowel disease, Crohn's disease, and ulcerative colitis.

30 Another aspect of the invention provides a method for the treatment, control, or prevention of hypercholesterolemia which comprises administering to a mammal in need of such treatment a therapeutically effective amount of an agonist of both PPAR α and PPAR γ (PPAR α/γ dual agonist). The dual agonist may be advantageously administered with a cholesterol biosynthesis inhibitor, particularly an

HMG-CoA reductase inhibitor such as lovastatin, simvastatin, pravastatin, fluvastatin, atorvastatin and rivastatin.

Administration and Dose Ranges

5 Any suitable route of administration may be employed for providing a mammal, especially a human with an effective dosage of a compound of the present invention. For example, oral, rectal, topical, parenteral, ocular, pulmonary, nasal, and the like may be employed. Dosage forms include tablets, troches, dispersions, suspensions, solutions, capsules, creams, ointments, aerosols, and the like. Preferably
10 compounds of Formula I are administered orally.

The effective dosage of active ingredient employed may vary depending on the particular compound employed, the mode of administration, the condition being treated and the severity of the condition being treated. Such dosage may be ascertained readily by a person skilled in the art.

15 When treating or preventing diabetes mellitus and/or hyperglycemia or hypertriglyceridemia or other diseases for which compounds of Formula I are indicated, generally satisfactory results are obtained when the compounds of the present invention are administered at a daily dosage of from about 0.1 milligram to about 100 milligram per kilogram of animal body weight, preferably given as a single
20 daily dose or in divided doses two to six times a day, or in sustained release form. For most large mammals, the total daily dosage is from about 1.0 milligrams to about 1000 milligrams, preferably from about 1 milligrams to about 50 milligrams. In the case of a 70 kg adult human, the total daily dose will generally be from about 7 milligrams to about 350 milligrams. This dosage regimen may be adjusted to provide
25 the optimal therapeutic response.

Pharmaceutical Compositions

Another aspect of the present invention provides pharmaceutical compositions which comprises a compound of Formula I and a pharmaceutically
30 acceptable carrier. The pharmaceutical compositions of the present invention comprise a compound of Formula I as an active ingredient or a pharmaceutically acceptable salt thereof, and may also contain a pharmaceutically acceptable carrier and optionally other therapeutic ingredients. The term "pharmaceutically acceptable salts" refers to salts prepared from pharmaceutically acceptable non-toxic bases or
35 acids including inorganic bases or acids and organic bases or acids.

The compositions include compositions suitable for oral, rectal, topical, parenteral (including subcutaneous, intramuscular, and intravenous), ocular (ophthalmic), pulmonary (nasal or buccal inhalation), or nasal administration, although the most suitable route in any given case will depend on the nature and severity of the conditions being treated and on the nature of the active ingredient. They may be conveniently presented in unit dosage form and prepared by any of the methods well-known in the art of pharmacy.

In practical use, the compounds of Formula I can be combined as the active ingredient in intimate admixture with a pharmaceutical carrier according to conventional pharmaceutical compounding techniques. The carrier may take a wide variety of forms depending on the form of preparation desired for administration, e.g., oral or parenteral (including intravenous). In preparing the compositions for oral dosage form, any of the usual pharmaceutical media may be employed, such as, for example, water, glycols, oils, alcohols, flavoring agents, preservatives, coloring agents and the like in the case of oral liquid preparations, such as, for example, suspensions, elixirs and solutions; or carriers such as starches, sugars, microcrystalline cellulose, diluents, granulating agents, lubricants, binders, disintegrating agents and the like in the case of oral solid preparations such as, for example, powders, hard and soft capsules and tablets, with the solid oral preparations being preferred over the liquid preparations.

Because of their ease of administration, tablets and capsules represent the most advantageous oral dosage unit form in which case solid pharmaceutical carriers are obviously employed. If desired, tablets may be coated by standard aqueous or nonaqueous techniques. Such compositions and preparations should contain at least 0.1 percent of active compound. The percentage of active compound in these compositions may, of course, be varied and may conveniently be between about 2 percent to about 60 percent of the weight of the unit. The amount of active compound in such therapeutically useful compositions is such that an effective dosage will be obtained. The active compounds can also be administered intranasally as, for example, liquid drops or spray.

The tablets, pills, capsules, and the like may also contain a binder such as gum tragacanth, acacia, corn starch or gelatin; excipients such as dicalcium phosphate; a disintegrating agent such as corn starch, potato starch, alginic acid; a lubricant such as magnesium stearate; and a sweetening agent such as sucrose, lactose

or saccharin. When a dosage unit form is a capsule, it may contain, in addition to materials of the above type, a liquid carrier such as a fatty oil.

Various other materials may be present as coatings or to modify the physical form of the dosage unit. For instance, tablets may be coated with shellac, sugar or both. A syrup or elixir may contain, in addition to the active ingredient, sucrose as a sweetening agent, methyl and propylparabens as preservatives, a dye and a flavoring such as cherry or orange flavor.

Compounds of formula I may also be administered parenterally. Solutions or suspensions of these active compounds can be prepared in water suitably mixed with a surfactant such as hydroxy-propylcellulose. Dispersions can also be prepared in glycerol, liquid polyethylene glycols and mixtures thereof in oils. Under ordinary conditions of storage and use, these preparations contain a preservative to prevent the growth of microorganisms.

The pharmaceutical forms suitable for injectable use include sterile aqueous solutions or dispersions and sterile powders for the extemporaneous preparation of sterile injectable solutions or dispersions. In all cases, the form must be sterile and must be fluid to the extent that easy syringability exists. It must be stable under the conditions of manufacture and storage and must be preserved against the contaminating action of microorganisms such as bacteria and fungi. The carrier can be a solvent or dispersion medium containing, for example, water, ethanol, polyol (e.g. glycerol, propylene glycol and liquid polyethylene glycol), suitable mixtures thereof, and vegetable oils.

Combination Therapy

Compounds of Formula I may be used in combination with other drugs that may also be useful in the treatment, prevention, suppression or amelioration of the diseases or conditions for which compounds of Formula I are useful. Such other drugs may be administered, by a route and in an amount commonly used therefor, contemporaneously or sequentially with a compound of Formula I. When a compound of Formula I is used contemporaneously with one or more other drugs, a pharmaceutical composition in unit dosage form containing such other drugs and the compound of Formula I is preferred. It is also contemplated that when used in combination with one or more other active ingredients, the compound of the present invention and the other active ingredients may be used in lower doses than when each is used singly. Accordingly, the pharmaceutical compositions of the present invention

include those that contain one or more other active ingredients, in addition to a compound of Formula I.

5 Examples of other active ingredients that may be combined with a compound of Formula I, either administered separately or in the same pharmaceutical compositions, include, but are not limited to:

- (a) insulin sensitizers including (i) PPAR γ agonists such as the glitazones (e.g. troglitazone, pioglitazone, englitazone, MCC-555, BRL49653 (rosiglitazone), and the like), and compounds disclosed in WO97/27857, 97/28115, 97/28137 and 97/27847; (ii) biguanides such as metformin and phenformin;
- 10 (b) insulin or insulin mimetics;
- (c) sulfonylureas such as tolbutamide and glipizide, or related materials;
- (d) α -glucosidase inhibitors (such as acarbose),
- (e) cholesterol lowering agents such as (i) HMG-CoA reductase
15 inhibitors (lovastatin, simvastatin and pravastatin, fluvastatin, atorvastatin, rivastatin and other statins), (ii) sequestrants (cholestyramine, colestipol and a dialkylaminoalkyl derivatives of a cross-linked dextran), (iii) nicotiny alcohol, nicotinic acid or a salt thereof, (iv) PPAR α agonists such as fenofibric acid derivatives (gemfibrozil, clofibrate, fenofibrate and benzafibrate), (v) inhibitors of
20 cholesterol absorption for example beta-sitosterol and (acyl CoA:cholesterol acyltransferase) inhibitors for example melinamide and (vi) probucol;
- (f) PPAR δ agonists such as those disclosed in WO97/28149;
- (g) antiobesity compounds such as fenfluramine, dexfenfluramine, phentramine, sulbitramine, orlistat, neuropeptide Y5 inhibitors, and β_3 adrenergic
25 receptor agonist;
- (h) ileal bile acid transporter inhibitor.

BIOLOGICAL ASSAYS

30 A. White Adipose Tissue *in vitro* Assay

This assay measures the efficacy of the instant compounds to enhance the insulin activation of ^{14}C -glucose incorporation into glycogen in white adipose tissue (WAT) in a 5 hour completely *in vitro* system. All procedures are performed
35 in medium 199 containing 1% bovine serum albumen, 5 mM HEPES, and antibiotic

(100 units/ml penicillin, 100 µg/ml streptomycin sulfate, 0.25 µg/ml amphotericin B), hereafter called culture medium. Epididymal fat pads are minced with scissors into small fragments, approximately 1 mm in diameter. Minced WAT fragments (100 mg) are incubated in a total volume of 0.9 ml culture medium containing 1 mU/ml insulin and test compound in tissue culture incubator at 37°C with 5% CO₂ with orbital shaking for 3 hours. ¹⁴C-labeled glucose is added and incubation continued for 2 hours. Tubes are centrifuged at low speed, infranatant is removed and 1 M NaOH is added. Incubation of alkali-treated WAT for 10 minutes at 60°C solubilizes tissue. Resulting tissue hydrolysate is applied to Whatman filter paper strips which are then rinsed in 66% ethanol followed by 100% acetone which removes unincorporated ¹⁴C-glucose from bound ¹⁴C-glycogen. The dried paper is then incubated in solution of amyloglucosidase to cleave glycogen into glucose. Scintillation fluid is added and samples are counted for ¹⁴C activity. Test compounds that resulted in ¹⁴C activity substantially above incubations with insulin alone are considered active insulin-enhancing agents. Active compounds were titrated to determine the compound concentration which resulted in 50% of maximum enhancement of insulin activation and were termed EC₅₀ values.

B. Gal-4 hPPAR Transactivation Assays

(a) Plasmids

The chimeric receptor expression constructs, pcDNA3-hPPAR γ /GAL4, pcDNA3-hPPAR δ /GAL4, pcDNA3-hPPAR α /GAL4 were prepared by inserting the yeast GAL4 transcription factor DBD adjacent to the ligand binding domains (LBDs) of hPPAR γ , hPPAR δ , hPPAR α , respectively. The reporter construct, pUAS(5X)-tk-luc was generated by inserting 5 copies of the GAL4 response element upstream of the herpes virus minimal thymidine kinase promoter and the luciferase reporter gene. pCMV-lacZ contains the galactosidase Z gene under the regulation of the cytomegalovirus promoter.

(b) Cell culture and Transactivation Assays

COS-1 cells were seeded at 12×10^3 cells/well in 96 well cell culture plates in high glucose Dulbecco's modified Eagle medium (DMEM) containing 10% charcoal stripped fetal calf serum (Gemini Bio-Products, Calabasas, CA), nonessential

amino acids, 100 units/ml Penicillin G and 100 mg/ml Streptomycin sulfate at 37 °C in a humidified atmosphere of 10% CO₂. After 24 h, transfections were performed with Lipofectamine (GIBCO BRL, Gaithersburg, MD) according to the instructions of the manufacturer. Briefly, transfection mixes for each well contained 0.48 μl of

5 Lipofectamine, 0.00075 μg of pcDNA3-PPAR/GAL4 expression vector, 0.045 μg of pUAS(5X)-tk-luc reporter vector and 0.0002 μg of pCMV-lacZ as an internal control for transactivation efficiency. Cells were incubated in the transfection mixture for 5 h at 37° C in an atmosphere of 10% CO₂. The cells were then incubated for ~48 h in fresh high glucose DMEM containing 5% charcoal stripped fetal calf serum,

10 nonessential amino acids, 100 units/ml Penicillin G and 100 mg/ml Streptomycin sulfate ± increasing concentrations of test compound. Since the compounds were solubilized in DMSO, control cells were incubated with equivalent concentrations of DMSO; final DMSO concentrations were ≤ 0.1%, a concentration which was shown not to effect transactivation activity. Cell lysates were produced using Reporter Lysis

15 Buffer (Promega, Madison, WI) according to the manufacturer's instructions. Luciferase activity in cell extracts was determined using Luciferase Assay Buffer (Promega, Madison, WI) in an ML3000 luminometer (Dynatech Laboratories, Chantilly, VA). β-galactosidase activity was determined using β-D-galactopyranoside (Calbiochem, San Diego, CA).

20

C. *In Vivo* Studies

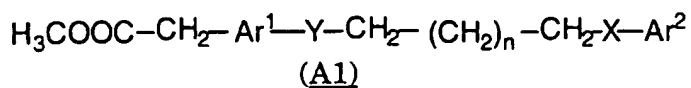
Male db/db mice (10-11 week old C57Bl/KFJ, Jackson Labs, Bar Harbor, ME) were housed 5/cage and allowed *ad lib.* access to ground Purina rodent chow and water. The animals, and their food, were weighed every 2 days and were dosed daily by gavage with vehicle (0.5% carboxymethylcellulose) \pm test compound at the indicated dose. Drug suspensions were prepared daily. Plasma glucose, and triglyceride concentrations were determined from blood obtained by tail bleeds at 3-5 day intervals during the study period. Glucose, and triglyceride, determinations were performed on a Boehringer Mannheim Hitachi 911 automatic analyzer (Boehringer Mannheim, Indianapolis, IN) using heparinized plasma diluted 1:6 (v/v) with normal saline. Lean animals were age-matched heterozygous mice maintained in the same manner.

15 Methods of Synthesis

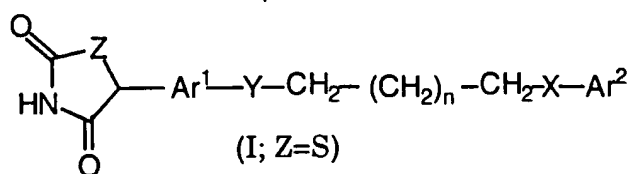
Compounds of formula I may be prepared according to the methods outlined in the schemes. The variables in the schemes, unless otherwise specified, have the same meanings as defined above under formula I. The intermediates and starting materials in Schemes 1-4 are written with respect to methylesters, but other esters (e.g. C₁-C₁₅ esters) can also be used, as well as trialkyl silane groups attached to the carboxyl. Similarly, other acids, bases, halogenating agents and solvents can be used for many of the reactions in Schemes 1-4, as will be readily determined by practitioners in the field.

25

Scheme 1



- ↓
- a. LiHMDS, THF, TMSCl, NBS
b. when Z = S, thiourea, methoxyethanol,
HCl, reflux

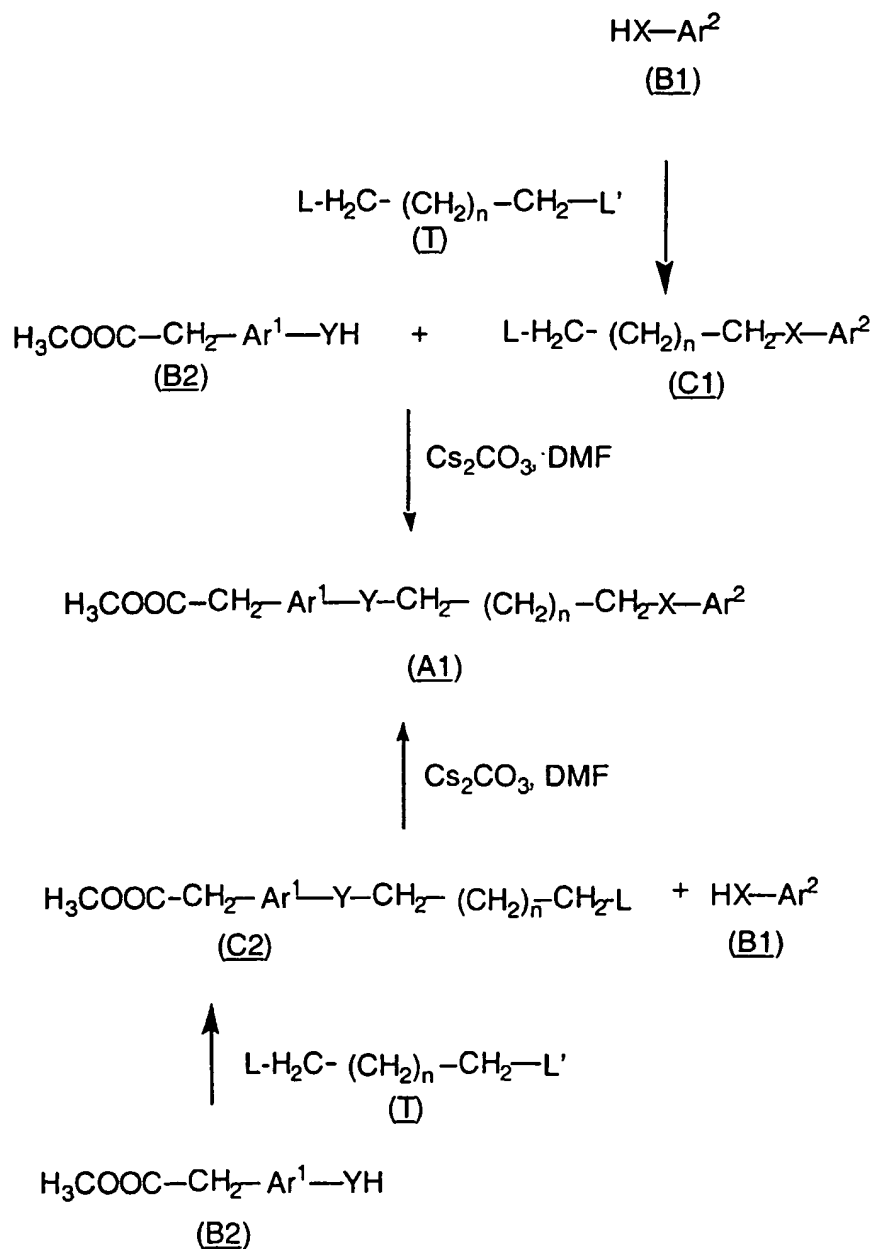


5

Alpha-bromination of an arylacetate ester intermediate A1 with a halogenating agent (e.g. N-bromosuccinimide) in the presence of a base produces a halo intermediate which may be ring-closed with thiourea (Z = S) in the presence of aqueous strong acid or sodium acetate in an alcoholic solvent such as 2-

10 methoxyethanol at elevated temperatures to give the title aryl-thiazolidinones (I; Z=S).

Scheme 2



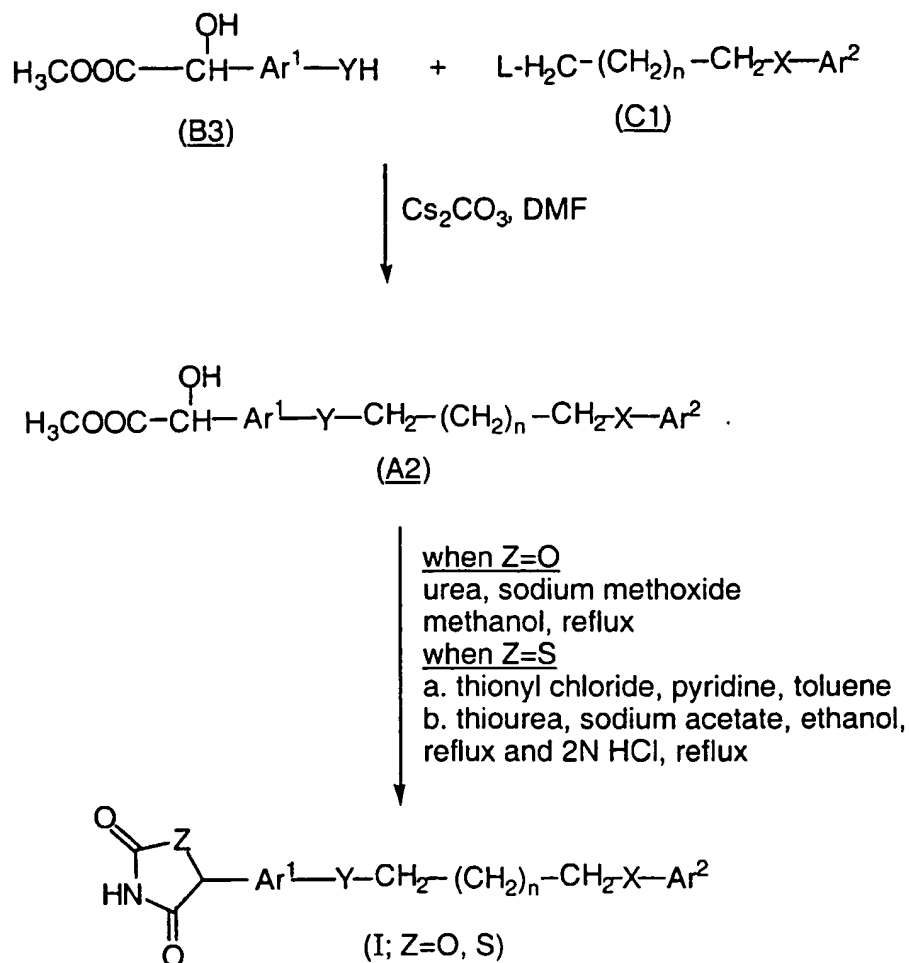
L and L' are same or different leaving groups

Scheme 2 shows the synthesis of intermediate A1, which contains an Ar¹ moiety and an Ar² moiety connected by a ≥ 4 atom tether. Intermediate A1 may be prepared by convergent synthesis by first attaching the tether T having two terminal

5 leaving groups to either Ar¹ or Ar²; in T, L and L' represent independently of each other a conventional leaving group such as halide (preferably bromide) and sulfonyloxy (e.g. mesylate or tosylate). Treatment of the tethered molecule C1 or C2

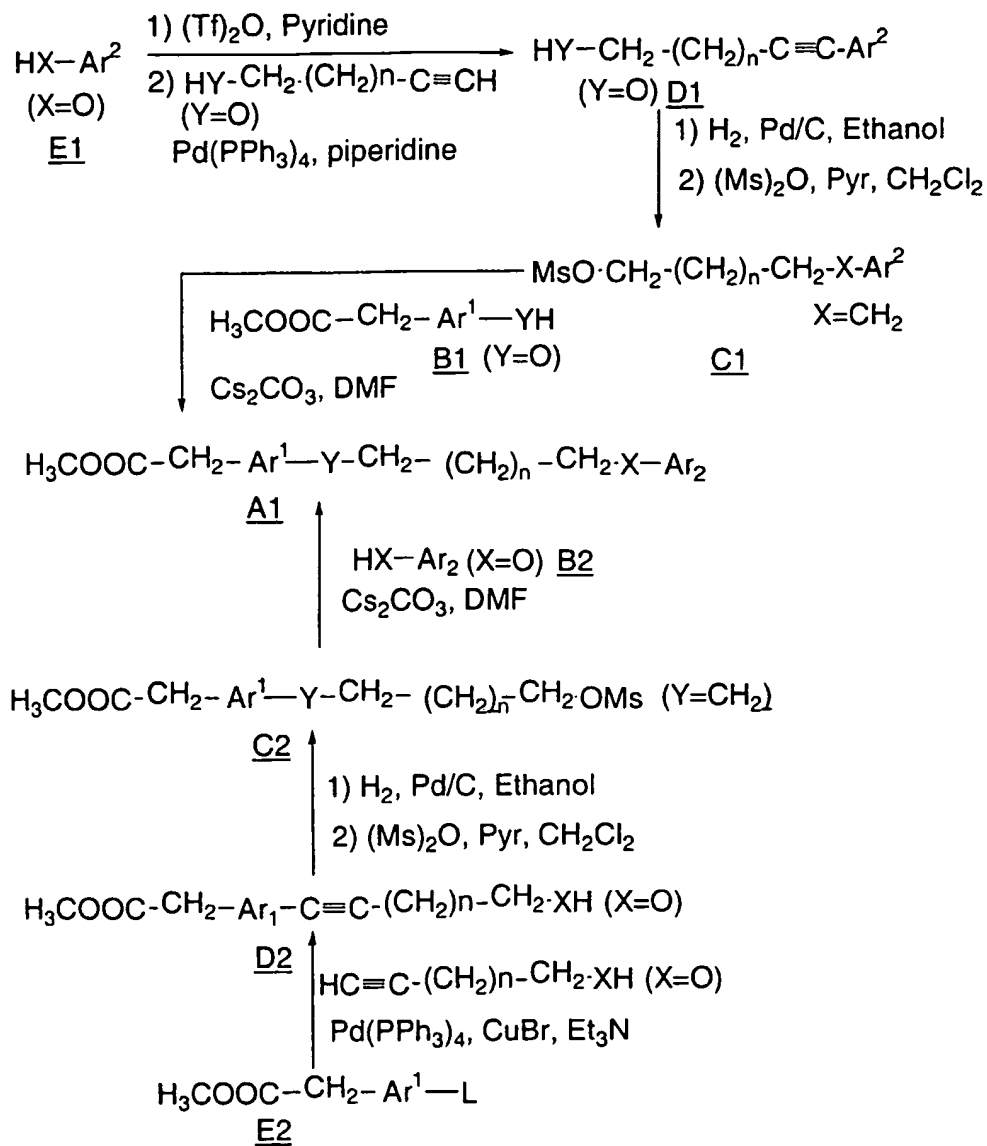
10 A1. The starting material T, B1, and B2 are either commercially available or may be prepared using known organic synthesis procedures. Compounds of formula B2 may be prepared according to the methods described in published PCT Applications 97/27857, 97/28115 and 97/28137.

Scheme 3



- 5 In Scheme 3 an appropriately substituted mandelic acid ester B3 is reacted with the Ar² derivative having a leaving group L, C1, in the presence of an inorganic base such as cesium carbonate. The resulting product A2 is cyclized with urea in the presence of a base such as sodium methoxide to form the desired product (I; Z=O). Alternatively, the hydroxy group of A2 may be converted to the
- 10 corresponding chloride using thionyl chloride, and the resulting compound is ring-closed as described previously in Scheme 1 to provide compounds of formula I wherein Z=S. The starting materials for the synthesis depicted in Scheme 3 are either commercially available or may be prepared using known organic synthesis methodologies.

Scheme 4



L is a leaving group

(Tf)₂O = Trifluoromethanesulfonic Anhydride, (Ms)₂O = Methanesulfonic Anhydride

Scheme 4 shows the synthesis of intermediate A1, which contains an Ar¹ moiety and an Ar² moiety connected by a ≥ 4 atom tether in which one of X or Y is oxygen. Palladium catalyzed addition of an alkyne to either an arylbromide (E1) or triflate (E2) gives D1 or D2, respectively. Hydrogenation of the alkyne (D1 or D2) at atmospheric pressure afforded the fully saturated material, C1 or C2, which was coupled to either B1 or B2 in the presence of an inorganic base (e.g. Cs₂CO₃) in dimethylformamide solution to provide the tethered arylacetate ester intermediate A1. The starting materials for the synthesis depicted in scheme 4 are either commercially available or may be prepared using known organic synthesis methodologies.

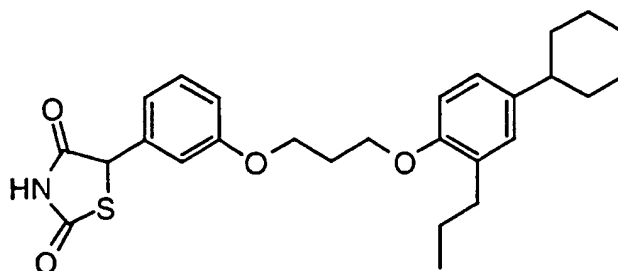
10

EXAMPLES

The following Examples are provided only to illustrate the invention and are not to be construed as limiting the invention in any manner.

15

EXAMPLE 1

5-[3-(3-(2-propyl-4-cyclohexylphenoxy)propoxy)phenyl]-2,4-thiazolidinedione

20

Step A: Preparation of 2-propyl-4-cyclohexyl phenol

A solution of 4-cyclohexylphenol (10g), allyl bromide (13.74g) and potassium carbonate (9.42g) in acetone (150 mL) was kept at reflux for 10-12 h. The solution was cooled, filtered and concentrated under reduced pressure to provide 4-cyclohexyl allyloxyphenol (12.4g). This product was used as such for Step C.

A solution of 4-cyclohexyl allyloxyphenol (12.3g) in ortho-dichlorobenzene (50 mL) was kept at reflux for 36 h. The mixture was cooled to

room temperature and chromatographed over silica gel to afford 2-propenyl-4-cyclohexylphenol (11.0g). This material was dissolved in methanol (150 mL) and hydrogenated over Pd/C (1.2g) at 50 psi. The reaction was filtered through Celite and concentrated *in vacuo* to afford the title compound (11.0g).

5 $^1\text{H NMR}$ (400MHz, CDCl_3): δ 6.96 (s, 1H); 6.93 (d, 1H, $J=8\text{Hz}$); 6.7 (d, 1H, $J=8\text{Hz}$); 4.51 (s, 1H); 2.57 (t, 2H, $J=7.6\text{Hz}$); 2.42 (m, 1H); 1.86-1.2 (m, 12H); 0.99 (t, 3H, $J=7.2\text{Hz}$).

Step B: Preparation of ethyl 3-(3-bromopropoxy)mandelate

10 A solution of ethyl 3-hydroxymandelate (10.0 g), 1,3-dibromopropane (41.16 g) and potassium carbonate (8.08 g) in dry DMF (150 mL) was stirred at 40°C overnight. The reaction mixture was partitioned between ethyl acetate and 1.0 N HCl. The organic layer was washed twice with water, once with brine and then dried over sodium sulfate. The organic layer was then filtered and the solvent removed in *vacuo*.
15 The resulting oil was chromatographed on silica gel, using a gradient of 100% hexane to methylene chloride-hexane to yield the titled compound.

$^1\text{H NMR}$ (400MHz, CDCl_3): δ 7.3 (d, 1H, $J=8.0\text{Hz}$); 7.03 (d, 1H, $J=7.6\text{Hz}$); 7.0 (s, 1H); 5.14 (d, 1H, $J=5.5\text{Hz}$); 4.28-4.2 (m, 2H); 4.13 (t, 2H, $J=5.9\text{Hz}$); 3.62 (t, 2H, $J=6.5\text{Hz}$); 2.33 (quint, 2H, $J=5.8\text{Hz}$); 1.26 (t, 3H, $J=7.0\text{Hz}$).

20

Step C: Preparation of ethyl 3-(3-(2-propyl-4-cyclohexylphenoxy)propoxy)mandelate

A solution of 2-propyl-4-cyclohexylphenol (0.9 g) (as prepared in Step A), potassium carbonate (0.69 g) and ethyl 3-(3-bromopropoxy)mandelate (1.18g) in
25 DMF (30 mL) was stirred at 40°C for 30 h. The reaction mixture was partitioned between ethyl acetate and 1.0 N HCl. The organic layer was washed twice with water, once with brine and then dried over sodium sulfate. The organic layer was then filtered and the solvent removed *in vacuo*. The resulting oil was chromatographed on silica gel, using ethyl acetate/hexane to yield the titled compound.

30 $^1\text{H NMR}$ (400MHz, CDCl_3): δ 7.3-6.78 (m, 7H); 5.12 (d, 1H, $J=5.0\text{Hz}$); 4.27 (q, 2H, $J=7.2\text{Hz}$); 4.19 (t, 2H, $J=6.0\text{Hz}$); 4.14 (t, 2H, $J=6.0\text{Hz}$); 3.42 (d, 1H, $J=5.0\text{Hz}$); 2.57 (t, 2H, $J=7.4\text{Hz}$); 2.43-2.2 (m, 3H); 1.85-1.36 (m, 12H); 1.25 (t, 3H, $J=7.2\text{Hz}$); 0.94 (t, 3H, $J=7.3\text{Hz}$).

Step D: Preparation of ethyl α -chloro-3-(3-(2-propyl-4-cyclohexylphenoxy)propoxy)phenylacetate

Thionyl chloride (0.15mL) was added to a solution of ethyl 4-(3-(2-propyl-4-cyclohexylphenoxy)propoxy) mandelate of Step C (0.71g), pyridine (0.19 mL), and toluene (15 mL). The reaction mixture was stirred 6-7 h and then partitioned between ethyl acetate and water. The organic layer was washed twice with water, once with brine, dried over sodium sulfate, and filtered. The solvent was removed in vacuo and the resulting oil was used as such for the next step.

10 Step E: Preparation of 5-[3-(3-(2-propyl-4-cyclohexylphenoxy)propoxy)phenyl]-2,4-thiazolidinedione

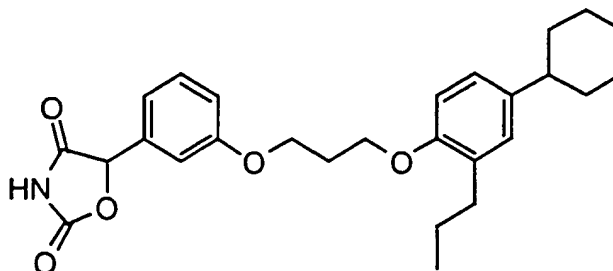
The residual oil was dissolved in ethanol (15 mL). Thiourea (0.14 g) and sodium acetate (0.14 g) were added. The mixture was heated to reflux for 6 h. Hydrochloric acid (5 mL, 6 N) was added, and the mixture was heated at 115°C for 6 h. The mixture was partitioned between ethyl acetate and water. The organic layer was washed twice with water, dried over sodium sulfate, filtered and evaporated to an oil, which was chromatographed over silica gel with 3% acetonitrile in methylene chloride to afford the title compound.

¹H NMR (400MHz, CDCl₃): δ 8.14 (brs, 1H), 7.35-6.8 (m, 7H); 7.02-6.79 (m, 8H); 5.32 (s, 1H); 4.2 (t, 2H, J=6.3Hz); 4.14 (t, 2H, J=5.8Hz); 2.57 (t, 2H, 7.6Hz); 2.43 (m, 1H); 2.28 (quint, 2H, J=6.3Hz); 1.85-1.25 (m, 12H); 0.94 (t, 3H, J=7.5Hz). MS: m/e=466(M⁺)

EXAMPLE 2

25

5-[3-(3-(2-propyl-4-cyclohexylphenoxy)propoxy)phenyl]-2,4-oxazolidinedione



Step A: Preparation of ethyl 3-(3-(2-propyl-4-cyclohexylphenoxy)propoxy)mandelate

This compound was prepared according to the procedure described in
 5 EXAMPLE 1, STEPS A-C.

Step B: 5-[3-(3-(2-propyl-4-cyclohexylphenoxy)propoxy)phenyl]-2,4-oxazolidinedione

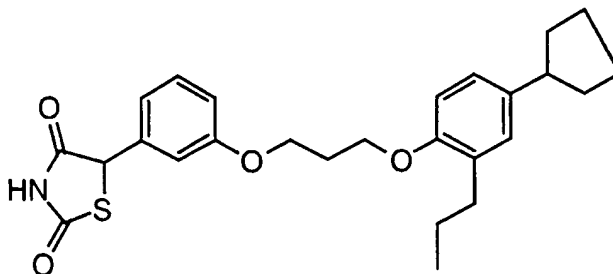
The above compound (1.5g) was dissolved in absolute ethanol (30 mL)
 10 and to this was added sodium ethoxide (1.3 M equivalent) and urea (0.28g). The solution was stirred initially at room temperature and then at reflux for 15 h. After cooling, the solution was concentrated under reduced pressure and the residue was acidified using 6N HCl, extracted with ethyl acetate, washed with water and brine, and then concentrated. Purification of the residue using flash chromatography over
 15 silica-gel using acetonitrile-dichloromethane afforded the desired compound.

$^1\text{H NMR}$ (400MHz, CDCl_3): δ 7.70 (brs, 1H); 7.39-6.97 (m, 6H); 6.79 (d, 1H, $J=8.6\text{Hz}$); 5.77 (s, 1H); 4.21 (t, 2H, $J=6.2\text{Hz}$); 4.14 (t, 1H, $J=5.8\text{Hz}$); 2.58 (t, 2H, $J=7.4\text{Hz}$); 2.43 (m, 1H); 2.29 (quint, 2H, $J=6.1\text{Hz}$); 1.85-1.23 (m, 12H); 0.94 (t, 3H, $J=7.4\text{Hz}$). MS: $m/e=452(\text{M}^+)$

20

EXAMPLE 3

5-[3-(3-(2-propyl-4-cyclopentylphenoxy)propoxy)phenyl]-2,4-thiazolidinedione



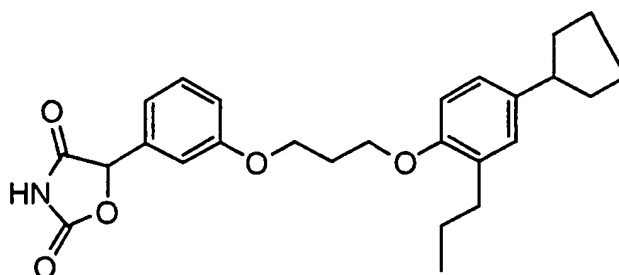
25

Using 4-cyclopentylphenol, this compound was synthesized in a similar manner as described for the preparation of EXAMPLE 1 (STEPS A-E).

$^1\text{H NMR}$ (300MHz, CDCl_3): δ 8.09 (brs, 1H); 7.34-6.79 (m, 7H); 5.31 (s, 1H); 4.18 (t, 2H, $J=6.1\text{Hz}$); 4.12 (t, 2H, $J=5.9\text{Hz}$); 2.9 (m, 1H); 2.55 (t, 2H, $J=7.4\text{Hz}$); 2.26 (quint, 2H, $J=6.0\text{Hz}$); 2.05-1.49 (m, 10H); 0.92 (t, 3H, $J=7.5\text{Hz}$). MS: $m/e=454(\text{M}^+)$

EXAMPLE 4

10 5-[3-(3-(2-propyl-4-cyclopentylphenoxy)propoxy)phenyl]-2,4-oxazolidinedione



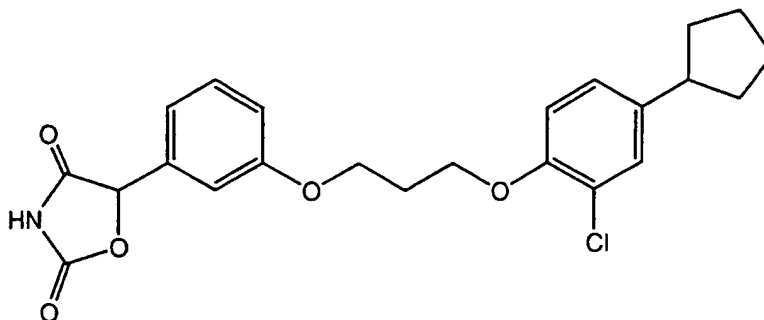
Beginning with 4-cyclopentylphenol, this target was synthesized in an identical manner to that used for the preparation of EXAMPLE 2.

15 $^1\text{H NMR}$ (300MHz, CDCl_3): δ 7.95 (brs, 1H); 7.35 (d, 1H, $J=7.6\text{Hz}$); 7.03-6.95 (m, 5H); 6.9 (d, 2H, $J=8.5\text{Hz}$); 5.75 (s, 1H); 4.19 (t, 2H, $J=6.2\text{Hz}$); 4.12 (t, 2H, $J=5.9\text{Hz}$); 2.9 (m, 1H); 2.55 (t, 2H, $J=7.6\text{Hz}$); 2.27 (quint, 2H, $J=6.1\text{Hz}$); 2.1-1.4 (m, 10H); 0.92 (t, 3H, $J=7.3\text{Hz}$). MS: $m/e=438(\text{M}^+)$

20

EXAMPLE 5

5-[3-(3-(2-chloro-4-cyclopentylphenoxy)propoxy)phenyl]-2,4-oxazolidinedione



Step A: Preparation of 2-chloro-4-cyclopentylphenol

5

A solution of 4-cyclopentylphenol (4g) and diisobutylamine (0.35 mL) in toluene (75 mL) was heated to 70 °C with stirring. Sulfuryl chloride (2.0 mL) was introduced via syringe and the reaction stirred for 2h at 70 °C, then cooled to room temperature. The reaction mixture was concentrated *in vacuo* and the resulting oil subjected to chromatography on silica gel using hexane/ethyl acetate eluent to afford the title compound (3.5 g). ¹H NMR (400 MHz, CDCl₃): δ 7.19 (d, 1H, J=2.0 Hz); 7.06 (dd, 1H, J=2.2 Hz, 6.2 Hz); 6.94 (d, 1H, J=8.6 Hz); 5.37 (s, 1H); 2.92 (quint, 1H, J = 7.0 Hz); 2.03 (m, 2H); 1.80 (m, 2H); 1.67 (m, 2H); 1.53 (m, 2H). MS: m/e=197(M⁺)

15

Step B: Preparation of 5-[3-(3-(2-chloro-4-cyclopentylphenoxy)propoxy)phenyl]-2,4-oxazolidinedione

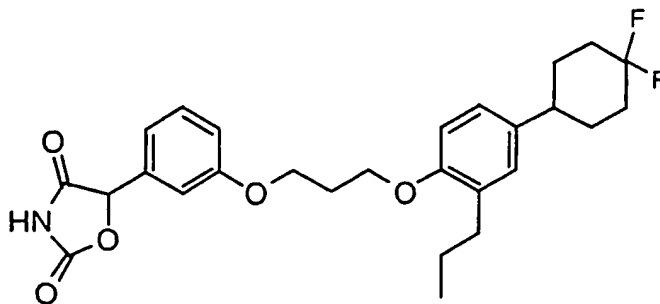
This compound was prepared according to the procedure described in Example 2, Steps A and B. ¹H NMR (400 MHz, CDCl₃): δ 7.83 (brs, 1H); 7.28 (t, 1H, J=6.1 Hz); 7.24 (d, 1H, J=2.1 Hz); 7.08-6.99 (m, 3H); 6.88 (d, 1H, J=8.4 Hz); 5.78 (s, 1H); 4.21 (t, 2H, J=6.0 Hz); 4.18 (t, 2H, J=6.0 Hz); 2.92 (quint, 1H, J = 7.0 Hz); 2.31 (quint., 2H, J=6.1 Hz); 2.03 (m, 2H); 1.80 (m, 2H); 1.67 (m, 2H); 1.53 (m, 2H). MS: m/e=430(M⁺)

25

EXAMPLE 6

5-[3-(3-(2-propyl-4-(4',4'-difluorocyclohexyl)-phenoxypropoxy)phenyl)-2,4-oxazolidinedione

5



Step A: Preparation of 2-propyl-4-(4',4'-difluorocyclohexyl)phenol

10 Commercially available 4-(4-hydroxyphenyl)cyclohexanone was first converted to the corresponding 4-(2-propyl-4-hydroxyphenyl)cyclohexanone according to the procedure described in Example 1, Step A.
 To a solution of 4-(2-propyl-4-hydroxyphenyl)cyclohexanone (2.32g) in THF (30 mL) was added at 0°C bis(2-methoxyethyl)amino sulfur trifluoride (5.5 mL) and the solution was stirred for 36 h. At the end, the reaction mixture was cooled to 0°C
 15 and the excess of reagent was carefully destroyed using a saturated solution of NaHCO₃.
 The reaction mixture was diluted with ethyl acetate (150 mL) and the organic phase was washed with water (3 x 50 mL), brine, dried over sodium sulfate and concentrated under reduced pressure and the resulting oil was chromatographed on
 20 silica gel using a gradient of 100% hexane to ethyl acetate-hexane to yield the title compound.

¹H NMR (400MHz, CDCl₃): δ 6.95 (m, 2H), 6.72 (d, 1H, J=8.2Hz); 4.6 (brs, 1H); 2.6-1.6 (m, 13H); 0.99 (t, 3H, J=7.2Hz).

25 Step B: Preparation of ethyl 3-(3-(2-propyl-4-(4',4'-difluorocyclohexyl)-phenoxypropoxy)mandelate

30 This compound was prepared according to procedure described in Example 1, Steps B-C.

Step C: 5-[3-(3-(2-propyl-4-(4',4'-difluorocyclohexyl)-phenoxypropoxy)phenyl)-2,4-oxazolidinedione

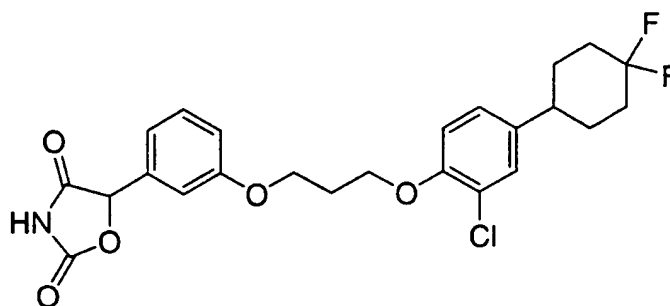
35

This compound was prepared according to the procedure described in Example 2, STEP B.

¹H NMR (400MHz, CDCl₃): δ 8.03 (brs, 1H), 7.4-6.8 (m, 7H);
5.76 (s, 1H); 4.2 (t, 2H, J=6.0Hz); 4.15 (t, 2H, J=5.8Hz); 2.57 (t, 2H, 7.4Hz); 2.4-1.8
5 (m, 13H); 0.94 (t, 3H, J=7.2Hz).

EXAMPLE 7

10 5-[3-(3-(2-chloro-4-(4',4'-difluorocyclohexyl)-phenoxypropoxy)phenyl)]-2,4-oxazolidinedione



15 Step A: Preparation of 2-chloro-4-(4',4'-difluorocyclohexyl) phenol

Commercially available 4-(4-hydroxyphenyl)cyclohexanone was first converted to the corresponding gem difluoro analog using bis(2-methoxyethyl)amino sulfur trifluoride according to procedure described in the Example 6, Step A. To a solution
20 of this
4-(4-hydroxyphenyl)-1,1'-difluorocyclohexane (1.1g) in toluene (15 mL) was added diisobutylamine(0.062 mL) and sulfuryl chloride (0.29 mL), and the mixture was stirred at 70°C for 3-4h. Excess reagents were removed under the reduced pressure. The residue was diluted with ethyl acetate and the organic phase was washed with
25 water, saturated solution of NaHCO₃, then brine, and was then dried over sodium sulfate and concentrated in vacuo to afford a crude oil. The oil was subjected to silica gel chromatography using hexane-dichloromethane to furnish the title compound.

30 Step B: Preparation of ethyl 3-(3-(2-chloro-4-(4',4'-difluorocyclohexyl)-phenoxypropoxy)mandelate

This compound was prepared according to procedure described in the Example 1, Step B-C.

- 5 Step C: 5-[3-(3-(2-chloro-4-(4',4'-difluorocyclohexyl)-phenoxypropoxy)phenyl)-2,4-oxazolidinedione

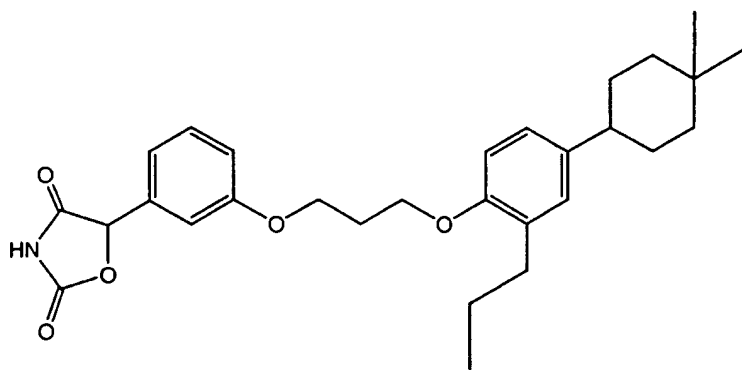
This compound was prepared according to the procedure described in the Example 2, Step B.

- 10 $^1\text{H NMR}$ (400MHz, CDCl_3): δ 8.05 (brs, 1H), 7.4-6.8 (m, 7H); 5.77 (s, 1H); 4.25-4.2 (m, 4H); 4.15 (t, 2H, $J=5.8\text{Hz}$); 2.6-1.6 (m, 11H).

15 **EXAMPLE 8**

5-[3-(3-(2-propyl-4-(4,4-dimethylcyclohexyl)phenoxy)propoxy)phenyl]-2,4-oxazolidinedione

20



Step A: Preparation of 4,4-dimethylcyclohexyl-1-one

- 25 A solution of 4,4-dimethyl-2-cyclohexene-1-one (5.6g, 0.94mmol) in ethanol (45mL) was degassed and purged with nitrogen, 10% palladium on carbon was added, the reaction was degassed and purged with hydrogen. The mixture was stirred at room temperature overnight under an atmosphere of hydrogen and filtered through celite. The filtrate was evaporated to afford the title compound (5.0g).

- 30 $^1\text{HNMR}$ (400MHz, CDCl_3): δ 2.33-2.37 (t, 4H, $J=7.05\text{Hz}$), 1.64-1.69 (t, 4H, $J=6.95\text{Hz}$), 1.1 (s, 6H).

Step B: Preparation of 4-(1-hydroxyl-4,4-dimethylcyclohexyl)allyloxyphenol

A solution of dried magnesium (0.583g, 24.0mmol), 1,2-dibromobenzene (3 drops), 4-bromo allyloxyphenol (4.1g, 19.2mmol), in ethyl ether (20mL) was stirred at reflux for 1-2h. The solution was cooled and added to a solution of 4,4-dimethylcyclohexyl-1-one (2.0g, 16.0mmol) in ethyl ether (10mL) and stirred at reflux for 1-2h. The reaction mixture was cooled and treated with 2N hydrochloric acid, diluted with ethyl acetate, and washed with water and brine. The organic layer was dried over sodium sulfate, filtered and evaporated to an oil. The resulting oil was chromatographed on silica gel, using 100% toluene, to afford the title compound (1.69g).

¹HNMR (400MHz, CDCl₃): δ 7.46-7.43 (d, 2H); 6.93-9.90 (d, 2H); 6.11-6.04 (m, 1H); 5.46-5.27 (dd, 2H); 4.56-4.54 (d, 2H); 2.33-1.21 (m, 8H), 1.1 (s, 6H).

Step C: Preparation of 4-(4,4-dimethyl-1-cyclohexene)allyloxyphenol

A solution of 4-(1-hydroxyl-4,4-dimethylcyclohexyl)allyloxyphenol (1.69g), concentrated HCl (1mL) in ethanol (10mL) was stirred at 50°C for 1-2h. The mixture was cooled and partitioned between ethyl acetate and aqueous sodium bicarbonate. The organic layer was washed with water, brine, and dried over sodium sulfate. The organic layer was then filtered and the solvent removed in vacuo. The resulting oil was chromatographed on silica gel, using toluene/hexane (1:1), to afford the title compound (0.611g).

¹HNMR (400MHz, CDCl₃): δ 7.35-7.33 (d, 2H); 6.89-6.86 (d, 2H); 6.11-6.00 (m, 2H); 5.99-5.28 (dd, 2H); 4.56-4.53 (d, 2H); 2.42-2.40 (m, 2H); 2.01-1.99 (m, 2H); 1.56-1.51 (t, 2H, J=6.5Hz); 0.970 (s, 6H)

Step D: Preparation of 2-allyl-4-(4,4-dimethyl-1-cyclohexene) phenol

A solution of 4-(4,4-dimethyl-1-cyclohexene)allyloxyphenol (0.611g) in trichlorobenzene was stirred at reflux overnight. The mixture was cooled to room temperature and chromatographed over silica gel, using methylene chloride/hexane (1:1), to afford the title compound (0.389g)

¹HNMR (400MHz, CDCl₃): δ 7.24-7.17 (m, 2H); 6.78-6.76 (d, 1H); 6.05-5.97 (m, 2H); 5.21-5.16 (m, 2H); 4.89 (s, 1H); 3.43-3.42 (d, 2H); 2.42-2.37 (m, 2H); 2.01-1.97 (m, 2H); 1.54-1.51 (m, 2H); 0.97 (s, 6H)

Step E: Preparation of 2-propyl-4-(4,4-dimethylcyclohexyl)phenol

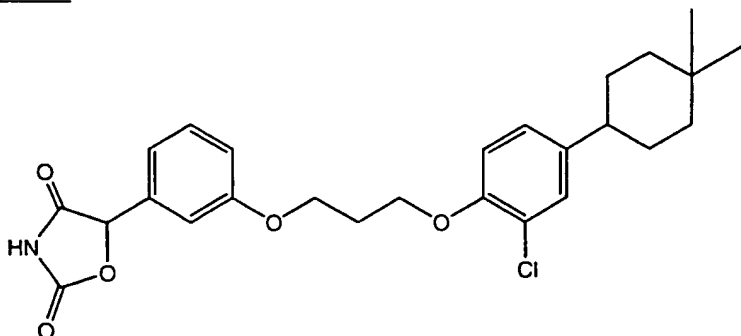
A solution of 2-allyl-4-(4,4-dimethyl-1-cyclohexene)phenol (0.389g) in ethyl acetate (10mL) was degassed and purged with nitrogen, 10% palladium on carbon was added, the reaction was degassed and purged with hydrogen. The mixture was stirred at room temperature overnight under an atmosphere of hydrogen and filtered through celite. The filtrate was evaporated to afford the title compound (0.369g).

¹HNMR (400MHz, CDCl₃): δ 6.98-6.94 (m, 2H); 6.72-6.70 (d, 1H); 4.50 (s, 1H); 2.60-2.56 (t, 2H, J=7.7Hz); 2.34 (m, 1H); 1.69-1.27 (m, 10H); 0.983 (s, 6H).

Step F: 5-[3-(3-(2-propyl-4-(4,4-dimethylcyclohexyl)phenoxy)propoxy)phenyl]-2,4-oxazolidinedione

The title compound was prepared according to the method described in Example 2 steps A and B, using 2-propyl-4-(4,4-dimethylcyclohexyl)phenol as the starting material in step A.

¹HNMR (400MHz, CDCl₃): δ 7.79 (bs, 1H); 7.38-7.34 (m, 1H); 7.24-7.00 (m, 5H); 6.99-6.78 (d, 1H); 5.75 (s, 1H); 4.22-4.19 (t, 2H, J=6.1Hz); 4.15-4.12 (t, 2H, J=6.0Hz); 2.59-2.55 (t, 2H, J=7.5Hz); 2.30-2.20 (m, 3H); 1.69-1.29 (m, 10H); 0.983-0.857(s, 9H). MS: m/e=502 (m+Na)

EXAMPLE 9**5-[3-(3-(2-chloro-4-(4,4-dimethylcyclohexyl)phenoxy)propoxy)phenyl]-2,4-oxazolidinedione**

Step A: Preparation of 4-(1-hydroxyl-4,4-dimethylcyclohexyl)anisole

A solution of 4-methoxyphenylmagnesium bromide (56mL, 27.8mmol), 4,4-dimethylcyclohexyl-1-one (3.2g, 25.4mmol), in THF (30mL) was stirred at room temperature overnight. The reaction mixture was treated with 2N hydrochloric acid and diluted with ethyl acetate. The organic layer was washed with water and brine, dried over sodium sulfate, filtered and evaporated to an oil. The resulting oil was chromatographed on silica gel, using a gradient of toluene / ethyl acetate (18:1), to afford the title compound (1.77g)

¹H NMR (400MHz, CDCl₃): δ 7.45 (d, 2H); 6.91 (d, 2H); 3.82 (s, 3H); 2.01-1.96 (m, 2H); 1.72-1.66 (m, 3H); 1.54-1.51 (m, 2H); 1.33-1.31 (m, 2H); 1.1-1.01 (d, 6H).

Step B: Preparation of 4-(4,4-dimethyl-1-cyclohexene)anisole

Using 4-(1-hydroxyl-4,4-dimethylcyclohexyl)anisole, this compound was prepared in a similar manner as described for the preparation of EXAMPLE 8 (STEP C) (5.9g).

¹H NMR (400MHz, CDCl₃): δ 7.35-7.34 (d, 2H); 6.87-6.85 (d, 2H); 5.99-5.97 (bs, 1H); 3.82 (s, 3H); 2.42-2.40 (m, 2H); 2.0-1.98 (m, 2H); 1.54-1.51 (t, 2H); 0.968 (s, 6H);

Step C: Preparation of 4-(4,4-dimethylcyclohexyl)anisole

Using 4-(4,4-dimethyl-1-cyclohexene)anisole, this compound was prepared in a similar manner as described for the preparation of EXAMPLE 8 (STEP A) (5.7g).

¹H NMR (400MHz, CDCl₃): δ 7.17-7.15 (d, 2H); 6.86-6.84 (d, 2H); 3.81 (s, 3H); 2.41-2.35 (m, 1H); 1.70-1.30 (m, 8H); 0.968 (d, 6H);

Step D: Preparation of 4-(4,4-dimethylcyclohexyl)phenol

A solution of 4-(4,4-dimethylcyclohexyl)anisole (2.76g, 12.64mmol), boron tribromide (4.42mL, 15.2mmol), in methylene chloride was stirred at room temperature overnight. The reaction mixture was treated with wet ice and diluted with methylene chloride. The organic layer was washed with water and brine. The organic layer was dried over sodium sulfate, filtered, and concentrated *in vacuo*. The product was chromatographed on silica gel, using toluene / ethyl acetate (18:1), to afford the title compound (2.19g).

¹H NMR (400MHz, CDCl₃): δ 7.27-7.10 (d, 2H); 6.78-6.76 (d, 2H); 2.37-2.33 (m, 1H); 1.69-1.29 (m, 8H); 0.78-0.961 (d, 6H);

Step E: Preparation of 2-chloro-4-(4,4-dimethylcyclohexyl)phenol

5 A solution of 4-(4,4-dimethylcyclohexyl)phenol (2.16g, 10.6mmol), diisobutylamine (0.14 mL) and sulfuryl chloride (0.59 mL, 7.4mmol) in toluene was stirred at 70°C for 2h. The reaction mixture was cooled to room temperature, treated with saturated aqueous sodium bicarbonate and diluted with ethyl acetate. The organic layer was washed with water, brine, dried over sodium sulfate, filtered and
10 concentrated *in vacuo*. The resulting oil was subjected to chromatography on silica gel, using hexane / ethyl acetate (20:1), to afford the title compound (1.7g).

¹H NMR (400MHz, CDCl₃): δ 7.18 (s, 1H); 7.05-7.03 (d, 1H); 6.95-6.93 (d, 1H); 5.36 (s, 1H); 2.37-2.30 (m, 1H); 1.69-1.29 (m, 8H); 0.976-0.850 (d, 6H);

15 Step F: 5-[3-(3-(2-chloro-4-(4,4-dimethylcyclohexyl)phenoxy)propoxy)phenyl]-2,4-oxazolidinedione

The title compound was prepared according to the method described in Example 2 steps A and B, using 2-chloro-4-(4,4-dimethylcyclohexyl)phenol, as the starting material in step A.

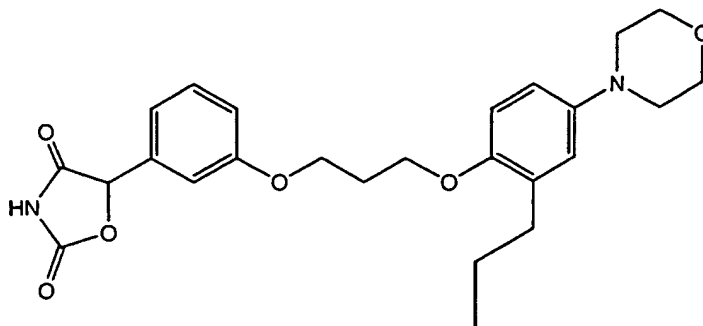
20 ¹H NMR (400MHz, CDCl₃): δ 7.80 (brs, 1H); 7.38-6.87 (m, 7H); 5.74 (s, 1H); 4.25-4.19 (m, 4H); 2.35-2.29 (m, 3H); 1.68-1.27 (m, 8H); 0.973-0.958 (d, 6H). MS: m/e=494 (M+Na)

25

EXAMPLE 10

5-[3-(3-(2-propyl-4-(morpholinyl)phenoxy)propoxy)phenyl]-2,4-oxazolidinedione

30



Step A: Preparation of 2-propyl-4-morpholinyl-1-benzyloxybenzene

A solution of 3-propyl-4-benzyloxy-1-bromobenzene (1.0g, 3.3mmol), morpholine (0.5g, 6.6mmol), Pd(OAc)₂ (0.036g, 0.16mmol), BINAP (0.082g, 0.132mmol) and cesium carbonate (1.50g, 4.62mmol) in toluene (134mL) was degassed and purged with nitrogen. The reaction mixture was stirred at 100°C overnight. The reaction mixture was cooled to room temperature and partitioned between ethyl acetate and 10% aqueous citric acid. The organic layer was washed with water and brine. The organic layer was dried over sodium sulfate, filtered and evaporated to an oil. The resulting oil was chromatographed on silica gel, using toluene with 5% ethyl acetate, to afford the title compound (1.03g)

¹H NMR (400MHz, CDCl₃): δ 7.45-6.70 (m, 8H); 5.04 (s, 2H); 3.88-3.86 (m, 4H); 3.09-3.06 (m, 4H); 2.66-2.62 (t, 2H) 1.68-1.65 (q, 2H); 0.990-0.953 (t, 3H).

Step B: Preparation of 2-propyl-4-morpholinyl phenol

A solution of 2-propyl-4-morpholinyl-1-benzyloxybenzene (.0811g) in ethyl acetate (10mL)/acetic acid (2mL) was degassed and purged with nitrogen, 10% palladium on carbon was added, the reaction mixture was degassed and purged with hydrogen. The mixture was stirred at room temperature overnight under an atmosphere of hydrogen and filtered through celite. The filtrate was evaporated to afford the title compound (0.430g).

¹H NMR (400MHz, CDCl₃): δ 6.75-6.67 (m, 3H); 4.45 (s, 1H); 3.88-3.86 (m, 4H); 3.07-3.05 (m, 4H); 2.59-2.55 (t, 2H) 1.68-1.62 (q, 2H); 1.01-0.975 (t, 3H).

Step C: 5-[3-(3-(2-propyl-4-(morpholinyl)phenoxy)propoxy)phenyl]-2,4-oxazolidinedione

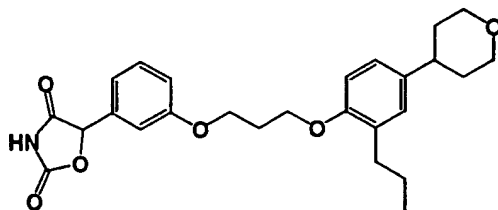
The title compound was prepared according to the method described in Example 2 steps A and B, using 2-propyl-4-morpholinyl phenol as the starting material in step A.

¹H NMR (400MHz, CDCl₃): δ 7.37-7.35 (t, 1H); 7.02-6.72 (m, 7H); 5.74 (s, 1H); 4.20-4.11 (dt, 4H); 3.89-3.87 (m, 4H); 3.09-3.07 (m, 4H); 2.57-2.53 (t, 2H); 2.28-2.25 (t, 2H, J=6.1Hz); 1.60-1.55 (q, 2H, J=7.4Hz); 0.939-0.903 (t, 3H, J=7.2Hz). MS: m/e=455.4 (M⁺)

10

EXAMPLE 11

5-[3-(3-(2-Propyl-4-(4-tetrahydropyranyl)-phenoxy)propoxy)phenyl]-2,4-oxazolidinedione



15

Step A: 4-Bromo-2-propylphenol

The title compound was prepared from 4-bromophenol following the procedure described in Example 1 Step A, except that the hydrogenation was conducted using platinum oxide as catalyst, ethyl acetate as solvent, under 30psi hydrogen pressure.

20

4-bromo-2-propylphenol: ¹H NMR (500MHz, CDCl₃): δ 7.25 (d, J=2.5Hz, 1H), 7.19 (dd, J= 2.5Hz, 8.5Hz, 1H), 6.66 (d, J=8.5Hz, 1H), 4.72 (brs, 1H), 2.56 (t, J=7.3Hz, 2H), 1.65 (seq., J=7.6Hz, 2H), 0.99 (t, J=7.3Hz, 3H).

25

Step B: Benzyl 2-Propyl-4-(4-(4-hydroxyl-tetrahydropyranyl))phenyl ether

To a 100ml acetone solution of 4-bromo-2-propylphenol 5.4g (25.1mmol) and benzyl bromide 5.6g (32.7mmol) was added potassium carbonate 5.2g (37.6mmol). Resulting suspension was stirred under reflux temperature for overnight. Acetone was removed under reduced pressure, diluted with ethyl acetate and water. Organic phase was separated. Aqueous phase was extracted with ethyl acetate twice. The combined organic phases were dried over anhydrous sodium sulfate, filtered, concentrated, chromatographed on silica gel (hexanes : t-butyl methyl ether) to give 6.96g of benzyl 4-bromo-2-propylphenyl ether as colorless oil.

To a 2ml dry THF suspension of magnesium turnings 750mg (30.9mmol) was slowly added benzyl 4-bromo-2-propylphenyl ether 3.5g (11.5mmol) over 30min with occasional heating by a heat gun and addition of 13ml of dry THF. After the addition was complete, resulting dark gray suspension was heated to 40-50°C for 1hr. To resulting suspension of 4-benzyloxy-2-propylphenyl magnesium bromide was added 15ml of dry THF solution of tetrahydro-4H-pyran-4-one 861mg (8.63mmol) while cooled in a ice-water bath. After stirring overnight at rt, THF was removed under reduced pressure, diluted with ethyl acetate and saturated aqueous ammonium chloride solution. Organic phase was separated. Aqueous phase was extracted twice with ethyl acetate. The combined organic phases were dried over anhydrous sodium sulfate, filtered, concentrated, chromatographed on silica gel (hexanes : ethyl acetate) to give 1.88g of the title compound as white solid.

Benzyl 2-Propyl-4-(4-(4-hydroxyl-tetrahydropyran-2-yl)) phenyl ether: $^1\text{H NMR}$ (500MHz, CDCl_3): δ 7.46-7.32 (m, 5H), 7.31 (d, $J=2.4\text{Hz}$, 1H), 7.27 (dd, $J=2.4\text{Hz}$, 8.5Hz, 1H), 6.90 (d, $J=8.5\text{Hz}$, 1H), 5.12 (s, 2H), 4.0-3.8 (m, 4H), 2.69 (t, $J=7.7\text{Hz}$, 2H), 2.21-2.15 (m, 2H), 1.76-1.62 (m, 4H), 0.98 (t, $J=7.4\text{Hz}$, 3H).

StepC: 2-Propyl-4-(4-tetrahydropyranyl)phenol

To a 30ml 1,2-dichloroethane solution of benzyl 2-propyl-4-(4-(4-hydroxyl-tetrahydropyranyl))phenyl ether 1.85g (567mmol) were added diisopropyl ethyl amine 2.4ml (13.8mmol), and methanesulfonic anhydride 1.28g (7.34mmol). After stirring at rt overnight, the solvent was removed under reduced pressure, diluted with ethyl acetate and water. Organic phase was separated. Aqueous phase was extracted twice with ethyl acetate. The combined organic phases were dried over anhydrous sodium sulfate, filtered, concentrated, chromatographed on silica gel

(hexanes: t-butyl methyl ether) to give 0.875g of benzyl 2-propyl-4-(4-(5,6-dihydro-2H-pyran-2-yl))phenyl ether.

Benzyl 2-propyl-4-(4-(5,6-dihydro-2H-pyran-2-yl))phenyl ether: $^1\text{H NMR}$
 5 (500MHz, CDCl_3): δ 7.48-7.32 (m, 5H), 7.24 (d, $J=2.4\text{Hz}$, 1H), 7.19 (dd, $J=2.4\text{Hz}$,
 8.5Hz, 1H), 6.88 (d, $J=8.5\text{Hz}$, 1H), 6.04 (brs, 1H), 5.11 (s, 2H), 4.33 (app. q.,
 $J=2.7\text{Hz}$, 2H), 3.95 (app. t., 2H), 2.69 (t, $J=7.5\text{Hz}$, 2H), 2.52 (brs, 2H), 1.68 (seq.,
 $J=7.5\text{Hz}$, 2H), 0.99 (t., $J=7.4\text{Hz}$, 3H).

10 To a 30ml 190-proof ethanol solution of benzyl 2-propyl-4-(4-(5,6-dihydro-2H-pyran-2-yl))phenyl ether 0.875g (2.84mmol) was added 10% Pd/C 45mg. This suspension was placed in a Parr shaker under a hydrogen atmosphere (50psi) overnight. The reaction mixture was filtered through celite, concentrated, chromatographed on Silica gel (hexanes: ethyl acetate) to give 0.573g of the title
 15 compound.

2-Propyl-4-(4-tetrahydropyran-2-yl)-phenol: $^1\text{H NMR}$ (500MHz, CDCl_3): δ 6.98 (d,
 $J=2.3\text{Hz}$, 1H), 6.94 (dd, $J=2.3\text{Hz}$, 8Hz, 1H), 6.73 (d, $J=8\text{Hz}$, 1H), 4.08 (m, 2H), 3.52
 20 (t, $J=7.4\text{Hz}$, 2H), 2.7-2.55 (m, 4H), 1.75 (m, 3H), 1.66 (seq., $J=7.4\text{Hz}$, 2H), 1.00 (t,
 $J=7.4\text{Hz}$, 3H).

Step D: 5-[3-(3-(2-Propyl-4-(4-tetrahydropyran-2-yl)-phenoxy)propoxy)phenyl]-2,4-oxazolidinedione

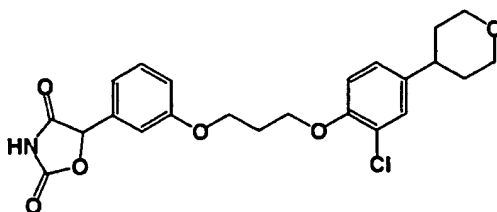
25 2-Propyl-4-(4-tetrahydropyran-2-yl)phenol was treated as described in Example 1 Step C-E, to give the title compound .

5-[3-(3-(2-Propyl-4-(4-tetrahydropyran-2-yl)phenoxy)propoxy)phenyl]-2,4-oxazolidinedione; $^1\text{H NMR}$ (500MHz, CDCl_3): δ 8.08 (brs, 1H), 7.36 (app.t., $J=8\text{Hz}$,
 30 1H), 7.04-6.86 (m, 4H), 6.82 (d, $J=8\text{Hz}$, 1H), 5.77 (s, 1H), 4.21 (t, $J=6.2\text{Hz}$, 2H), 4.15
 (t, $J=6.2\text{Hz}$, 2H), 4.08 (dd, $J=3.5\text{Hz}$, 11.1Hz, 2H), 3.53 (dt, $J=2.5\text{Hz}$, 9Hz), 2.69 (m,
 1H), 2.58 (t, $J=7.6\text{Hz}$, 2H), 1.8-1.7 (m, 4H), 1.65-1.55 (m, 4H), 0.94 (t, $J=7.3\text{Hz}$, 3H).
 MS $m/e= 454(\text{M}^++\text{H})$

35

EXAMPLE 12

5-[3-(3-(2-Chloro-4-(4-tetrahydropyranyl)phenoxy)propoxy)phenyl]-2,4-oxazolidinedione



5 Step A: 4-(4-Tetrahydropyranyl)-phenol

4-Bromo phenol was treated as described in EXAPLE 11 Step B-C to give the title compound.

4-(4-Tetrahydropyranyl)phenol: $^1\text{H NMR}$ (500MHz, CDCl_3): δ 7.11 (d, $J=8.5$ Hz, 2H), 6.81 (d, $J=8.5$ Hz, 2H), 5.03 (brs, 1H), 4.10 (app.d, 2H), 3.55 (app.dt, 2H), 2.71 (tt, 1H), 1.85-1.75 (m, 4H).

Step B: 2-Chloro-4-(4-tetrahydropyranyl)phenol

15 To a 30ml Toluene solution of 4-(4-tetrahydropyranyl) phenol 1g (5.61mmol) and diisobutylamine 0.08ml (0.46mmol) was added sulfuryl chloride 0.51ml (6.35mmol) over 3hr period upon heating at 70°C. Stirring was continued at that temp. for 2hr after the addition of sulfuryl chloride was complete. The solvent was removed under reduced pressure, diluted with ethyl acetate and washed with 2N
20 aqueous HCl, saturated aqueous sodium bicarbonate solution, dried over anhydrous sodium sulfate, filtered, concentrated, chromatographed on silica gel (hexanes : ethyl acetate) to give 0.941g of the title compound as white solid.

25 2-Chloro-4-(4-tetrahydropyranyl)phenol: $^1\text{H NMR}$ (500MHz, CDCl_3): δ 7.19 (s, 1H), 7.06 (d, $J=8.5$ Hz, 1H), 6.99 (d, $J=8.5$ Hz, 1H), 5.44 (brs, 1H), 4.09 (app.d, 2H), 3.53 (m, 2H), 2.70 (tt, 1H), 1.80 (m, 4H).

Step C: 5-[3-(3-(2-Chloro-4-(4-tetrahydropyranyl)-phenoxy)propoxy)phenyl]-2,4-oxazolidinedione

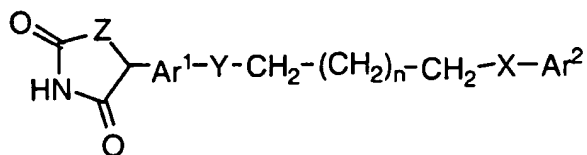
2-Chloro-4-(4-tetrahydropyranyl)phenol was treated as described in Example 2 Step A-B to give the title compound.

- 5 5-[3-(3-(2-Chloro-4-(4-tetrahydropyranyl)phenoxy)propoxy)phenyl]-2,4-oxazolidinedione: ¹H NMR (500MHz, CDCl₃): δ 8.67 (brs, 1H), 7.34 (t, J=8.4Hz, 1H), 7.24 (d, J=2.1Hz, 1H), 7.08 (dd, J=2.1Hz, 8.4Hz, 1H), 7.04 (d, J=7.8Hz, 1H), 7.00 (s, 1H), 6.93 (d, J=8.4Hz, 1H), 5.78 (s, 1H), 4.26 (m, 4H), 4.11 (d, J=11Hz, 2H), 3.54 (m, 2H), 2.71 (tt, 1H), 2.33 (app. seq. 2H), 1.77 (m, 4H). MS m/e =446(M⁺+H).

10

WHAT IS CLAIMED IS:

1. A compound having the formula I:



5

I

wherein

- Ar¹ is (1) arylene or
 10 (2) heteroarylene,
 wherein said arylene or heteroarylene is optionally substituted with from 1 to 4 groups independently selected from R^a, R, or a mixture thereof.
- Ar² is (1) aryl or
 15 (2) heteroaryl,
 wherein said aryl or heteroaryl is substituted with 1-2 groups independently selected from R, provided that if only one cycloalkyl is present on Ar², the cycloalkyl is not in the ortho position, and said aryl or heteroaryl is optionally further substituted with from 1-3 groups
 20 independently selected from R^a;
- X and Y are independently O, S, N-R^b, or CH₂;
- Z is O or S;
- n is 0 to 3;
- R is (1) C₃₋₈ cycloalkyl, optionally substituted with 1-15 halogen
 25 atoms, 1-3 groups independently selected from C₁₋₆ alkyl, and mixtures thereof; or
 (2) a 3-10 membered heterocycle containing one or more heteroatoms selected from N, S, O, and SO₂, said heterocycle being optionally substituted with 1-3 halogen atoms or one to three C₁₋₆
 30 alkyl groups;
- R^a is (1) C₁₋₁₅ alkanoyl,

- 5
- (2) C₁₋₁₅ alkyl,
 - (3) C₂₋₁₅ alkenyl,
 - (4) C₂₋₁₅ alkynyl,
 - (5) halo,
 - (6) OR^b,
 - (7) aryl, or
 - (8) heteroaryl,

10 wherein said alkyl, alkenyl, alkynyl, and alkanoyl are optionally substituted with from 1-5 groups selected from R^c, and said aryl and heteroaryl are optionally substituted with 1 to 5 groups selected from R^d;

- R^b is
- (1) hydrogen,
 - (2) C₁₋₁₀alkyl,
 - (3) C₂₋₁₀alkenyl,
 - 15 (4) C₂₋₁₀alkynyl,
 - (5) aryl,
 - (6) heteroaryl,
 - (7) aryl C₁₋₁₅ alkyl,
 - (8) heteroaryl C₁₋₁₅ alkyl,
 - 20 (9) C₁₋₁₅ alkanoyl,
 - (10) C₃₋₈ cycloalkyl,

25 wherein said alkyl, alkenyl, and alkynyl are optionally substituted with one to four substituents independently selected from R^c, and said cycloalkyl, aryl and heteroaryl are optionally substituted with one to four substituents independently selected from R^d;

- R^c is
- (1) halo,
 - (2) aryl,
 - (3) heteroaryl,
 - (4) CN,
 - 30 (5) NO₂,
 - (6) OR^f;
 - (7) S(O)_mR^f, m = 0, 1 or 2, provided that R^f is not H when m is 1 or 2;
 - (8) NR^fR^f,

- (9) NR^fCOR^f ,
 (10) $\text{NR}^f\text{CO}_2\text{R}^f$,
 (11) $\text{NR}^f\text{CON}(\text{R}^f)_2$,
 (12) $\text{NR}^f\text{SO}_2\text{R}^f$, provided that R^f is not H,
 5 (13) COR^f ,
 (14) CO_2R^f ,
 (15) $\text{CON}(\text{R}^f)_2$,
 (16) $\text{SO}_2\text{N}(\text{R}^f)_2$,
 (17) $\text{OCON}(\text{R}^f)_2$, or
 10 (18) C₃₋₈cycloalkyl,
 wherein said cycloalkyl, aryl and heteroaryl are optionally substituted
 with 1 to 3 groups independently selected from halo and C₁₋₆ alkyl;
- R^d is
 (1) a group selected from R^c ,
 (2) C₁₋₁₀ alkyl,
 15 (3) C₂₋₁₀ alkenyl,
 (4) C₂₋₁₀ alkynyl,
 (5) aryl C₁₋₁₀ alkyl, or
 (6) heteroaryl C₁₋₁₀ alkyl,
 wherein said alkyl, alkenyl, alkynyl, aryl C₁₋₁₀ alkyl, and heteroaryl
 20 C₁₋₁₀ alkyl are optionally substituted with a group independently
 selected from R^e ;
- R^e is
 (1) halogen,
 (2) amino,
 (3) carboxy,
 25 (4) C₁₋₄alkyl,
 (5) C₁₋₄alkoxy,
 (6) hydroxy,
 (7) aryl,
 (8) aryl C₁₋₄ alkyl, or
 30 (9) aryloxy;
- R^f is
 (1) hydrogen,
 (2) C₁₋₁₀ alkyl,
 (3) C₂₋₁₀ alkenyl,
 (4) C₂₋₁₀ alkynyl,

- (5) aryl,
(6) heteroaryl,
(7) aryl C₁₋₁₅ alkyl,
(8) heteroaryl C₁₋₁₅ alkyl,
5 (9) C₁₋₁₅ alkanoyl,
(10) C₃₋₈ cycloalkyl;

wherein said alkyl, alkenyl, alkynyl, aryl, heteroaryl, alkanoyl and cycloalkyl are optionally substituted with one to four groups independently selected from R^e;

10

or a pharmaceutically acceptable salt thereof.

2. A compound of Claim 1 wherein Z is sulfur.

15

3. A compound of Claim 1, wherein Z is O.

4. A compound of Claim 1 wherein Ar¹ is arylene optionally substituted with 1-4 groups independently selected from R^a, R, or a mixture thereof.

20

5. A compound of Claim 1 wherein Ar¹ is phenylene optionally substituted with 1-2 groups independently selected from halogen and C₁₋₄ alkyl.

6. A compound of Claim 1 wherein X and Y are independently CH₂, O or S.

25

7. A compound of Claim 5 wherein X and Y are each O or S.

30

8. A compound of Claim 1, wherein Ar² is aryl, wherein said aryl is substituted with one R^a group in the position ortho to X and is further substituted with 1-2 groups independently selected from R and optionally 1-2 groups independently selected from R_a.

9. A compound of Claim 8 wherein said R^a that is in the position ortho to X is selected from the group consisting of:

- (1) C₃-10 alkyl optionally substituted with 1-4 groups independently selected from halo and C₃-6cycloalkyl.
 (2) C₃-10 alkenyl, or
 (3) C₃-8 cycloalkyl.

5

10. A compound of Claim 9 wherein Ar² is a phenyl ring.

11. A compound according to Claim 10, wherein two of the optional substituents R^a are on adjacent carbon atoms in said Ar² phenyl ring and are joined to form a 5- or 6-membered aromatic heterocyclic ring fused to Ar², said ring containing 1-2 heteroatoms independently selected from N, O, and S(O)_m, where m is 0-2, said heterocyclic ring and Ar² together being substituted with 1-2 groups independently selected from R, one R^a group in the position ortho to X, and optionally 1-2 additional groups independently selected from R^a.

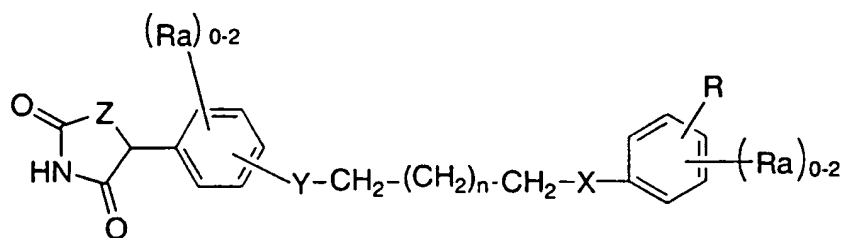
15

12. A compound according to Claim 11, wherein said aromatic heterocyclic ring fused to Ar² is selected from isoxazole, thiophene, thiophene S-oxide, thiophene S-dioxide, and furan.

20

13. A compound of Claim 1 wherein n is 1 or 2.

14. A compound of Claim 1 having the formula Ia:



25

Ia

wherein X, Y, Z, n, R, and R^a are as in Claim 1.

15. A compound of Claim 14 wherein Z is S.

16. A compound of Claim 14 wherein Z is O.
17. A compound of Claim 14 wherein Y is S or O, and X is O.
- 5 18. A compound of Claim 14 wherein one Ra group is ortho to X and is C₃₋₄ alkyl.
19. A compound of Claim 14 wherein n is 1 or 2.
- 10 20. A compound of Claim 14 wherein
Z is O or S;
X is O;
Y is (1) O or
15 (2) S; and
one group Ra is ortho to X and is C₃₋₄ alkyl.
21. A compound of Claim 20 wherein Z is O and R is cyclohexyl.
- 20 22. A compound of Claim 1 selected from the group consisting of the compounds of Examples 1-12.
23. A pharmaceutical composition comprising a compound of Claim 1 and a pharmaceutically acceptable carrier.
- 25 24. A method for treating or controlling diabetes mellitus in a mammal which comprises administering to said mammal a therapeutically effective amount of a compound of Claim 1.
- 30 25. A method for treating, controlling or preventing hyperglycemia in a mammal which comprises administering to said mammal a therapeutically effective amount of a compound of Claim 1.

26. A method for treating, controlling or preventing hyperlipidemia in a mammal which comprises administering to said mammal a therapeutically effective amount of a compound of Claim 1.
- 5 27. A method for treating, controlling or preventing obesity in a mammal which comprises administering to said mammal a therapeutically effective amount of a compound of Claim 1.
- 10 28. A method for treating, controlling or preventing hypercholesterolemia in a mammal which comprises administering to said mammal a therapeutically effective amount of a compound of Claim 1.
- 15 29. A method for treating, controlling or preventing hypertriglyceridemia in a mammal which comprises administering to said mammal a therapeutically effective amount of a compound of Claim 1.
30. A method for treating, controlling or preventing dyslipidemia in a mammal which comprises administering to said mammal a therapeutically effective amount of a compound of Claim 1.

INTERNATIONAL SEARCH REPORT

International application No.
PCT/US00/16769

A. CLASSIFICATION OF SUBJECT MATTER
 IPC(7) : Please See Extra Sheet.
 US CL : 514/236.8, 369, 375; 544/137; 548/183, 222, 227
 According to International Patent Classification (IPC) or to both national classification and IPC

B. FIELDS SEARCHED
 Minimum documentation searched (classification system followed by classification symbols)
 U.S. : 514/236.8, 369, 375; 544/137; 548/183, 222, 227

Documentation searched other than minimum documentation to the extent that such documents are included in the fields searched

Electronic data base consulted during the international search (name of data base and, where practicable, search terms used)
 CAS ONLINE

C. DOCUMENTS CONSIDERED TO BE RELEVANT

Category*	Citation of document, with indication, where appropriate, of the relevant passages	Relevant to claim No.
X,P	US 6,008,237 A (SAHOO ET AL) 28December 1999, see the abstract and tables 1-3.	1-30

Further documents are listed in the continuation of Box C. See patent family annex.

- * Special categories of cited documents:
- *A* document defining the general state of the art which is not considered to be of particular relevance
- *E* earlier document published on or after the international filing date
- *L* document which may throw doubts on priority claim(s) or which is cited to establish the publication date of another citation or other special reason (as specified)
- *O* document referring to an oral disclosure, use, exhibition or other means
- *P* document published prior to the international filing date but later than the priority date claimed
- *T* later document published after the international filing date or priority date and not in conflict with the application but cited to understand the principle or theory underlying the invention
- *X* document of particular relevance, the claimed invention cannot be considered novel or cannot be considered to involve an inventive step when the document is taken alone
- *Y* document of particular relevance; the claimed invention cannot be considered to involve an inventive step when the document is combined with one or more other such documents, such combination being obvious to a person skilled in the art
- *A* document member of the same patent family

Date of the actual completion of the international search 15 AUGUST 2000	Date of mailing of the international search report 05 SEP 2000
Name and mailing address of the ISA/US Commissioner of Patents and Trademarks Box PCT Washington, D.C. 20231 Facsimile No. (703) 305-3230	Authorized officer <i>Abdullah Collings</i> TAOFIQ A SOLOLA Telephone No. (703) 308-1235

INTERNATIONAL SEARCH REPORT

International application No.
PCT/US00/16769

A. CLASSIFICATION OF SUBJECT MATTER:

IPC (7):

A61K 31/422, 31/424, 31/427, 31/5377; C07D 263/04, 263/57, 265/30, 277/04, 413/10